

Toolkit

*Reducing
the Food Waste Footprint*



The designations employed and the presentation of material in this information product do not imply the expression of any opinion whatsoever on the part of the Food and Agriculture Organization of the United Nations (FAO) concerning the legal or development status of any country, territory, city or area or of its authorities, or concerning the delimitation of its frontiers or boundaries. The mention of specific companies or products of manufacturers, whether or not these have been patented, does not imply that these have been endorsed or recommended by FAO in preference to others of a similar nature that are not mentioned.

The views expressed in this information product are those of the author(s) and do not necessarily reflect the views or policies of FAO.

ISBN 978-92-5-107741-2 (print)
E-ISBN 978-92-5-107743-6 (PDF)

© FAO 2013

FAO encourages the use, reproduction and dissemination of material in this information product. Except where otherwise indicated, material may be copied, downloaded and printed for private study, research and teaching purposes, or for use in non-commercial products or services, provided that appropriate acknowledgement of FAO as the source and copyright holder is given and that FAO's endorsement of users' views, products or services is not implied in any way.

All requests for translation and adaptation rights, and for resale and other commercial use rights should be made via www.fao.org/contact-us/licence-request or addressed to copyright@fao.org.

FAO information products are available on the FAO website (www.fao.org/publications) and can be purchased through publications-sales@fao.org.

About this document

This Toolkit was produced as part of the Food Wastage Footprint project of the Natural Resources Management and Environment Department, managed by Nadia El-Hage Scialabba and funded by Germany. Mathilde Iweins and Gaia Pisani undertook the best-practices research, by building on the on-line database to which many website users contributed and FAOLEX. Special thanks go to Noemi Nemes, Tristram Stuart, Clément Tostivin and Alessandra Tomassi who contributed with ideas and data, as well as to Nancy Hart and Francesca Lucci for editing and designing the Toolkit.

Toolkit

*Reducing
the Food Waste Footprint*

Content

List of Boxes
Abbreviations
Introduction

7
9
11

Reduce

14

Definition

Impact of food wastage on natural resources and implications for food wastage reduction

Main impact of food wastage on natural resources

The impact of food wastage on natural resources increases along the food supply chain

The food wastage hotspots along the supply chain vary geographically

The production of some products consumes more natural resources than others

Challenges of natural resources savings from reduction of food wastage

15
15
17
17
17
19
20
20

Tips for reducing food wastage

Raising awareness about food wastage

Developing communication campaigns

Promoting food wastage audits

Improving communication along the supply chain to match demand and supply of food

Improving organization within institutions

Improving communication between the different stakeholders in the supply chain

Developing improved food harvest, storage, processing, transportation and retailing processes

Improving harvest techniques and post-harvest storage

Improving processing techniques

Improving packaging

Improving transportation

Improving retailing

Improving quantity planning for food services

Implementing legislation to lower food wastage

Implementing policy frameworks and strategies to reduce harvest and post-harvest losses

Implementing legislation to prevent and reduce food wastage

Revising regulation on 'best-before' and 'use-by' dates

Revising regulation on aesthetic requirements for fruit and vegetables

Regulating unfair practices in the retail supply chain

21
22
25
25
26
28
29
31
32
33
35
37
39
41
42
43
47
49
50

Reuse

Definition	52
Impact on natural resources	
Reuse vs Reduce	53
Reuse vs Recycle	53
Tips for reusing food wastage	53
Developing markets for products which wouldn't have stayed in the food chain otherwise	55
Gleaning unharvested produce	55
Developing markets for products rejected by retailers but still good to be consumed	57
Redistributing food to the ones in need	59
Feeding to livestock food not fit for human consumption	63

Recycle / Recover

Definition	68
Impact on natural resources	
Tips for food wastage recycling and recovering	69
Recreating food from by-products and food waste	69
Anaerobic digestion	69
Composting	74
In-vessel composting	76
Home composting	78
Incineration with energy recovery	81
Rendering	82
	83
	85

Landfill (burying or dumping): last resort option

86

Impact on natural resources	
The landfilling dilemma	87
New regulations and market-based instruments can drive changes	89
Conclusion	89
References and Further Reading	93
Annex Guidelines and pledges favouring food wastage reduction (inserted into the back cover)	96

List of Boxes

Box 1:	Love Food Hate Waste (UK)	20
Box 2:	“Think Before You Waste” campaign (Abu Dhabi)	21
Box 3:	“Feeding the 5000” building the global movement against food waste (UK)	21
Box 4:	Schools competing to reduce food waste in canteens (UK)	22
Box 5:	Automated food waste tracking system (USA)	23
Box 6:	Joining forces to efficiently reduce food wastage (UK)	23
Box 7:	“Wise Up on Waste” Toolkit	23
Box 8:	Reducing post-harvest losses and improving smallholders’ income from cassava (Cameroon)	24
Box 9:	Improving access to retail with centralized dairy collection centers (Zambia)	24
Box 10:	The Courtauld Commitment (UK)	26
Box 11:	Improving mobile phone technology to reduce food wastage along the food supply chain	26
Box 12:	Improved rice bag protects stored rice from moisture, pests and rats and keeps rice seeds viable (Philippines)	28
Box 13:	Solar drying saves children and the environment (West Africa)	29
Box 14:	Best harvesting practices for farmers (Sub-Saharan Africa)	29
Box 15:	Improvement of food storage facilities and promotion of the use of post-harvest technologies (Gambia)	30
Box 16:	The African Alliance for Improved Food Processing (Eastern Africa)	31
Box 17:	Improved food industry processing to generate less waste	31
Box 18:	New packaging could keep fruit and vegetables fresher for days longer (UK)	32
Box 19:	Integrated planning for agri-supply chain efficiency improvement (Tanzania)	33
Box 20:	Promoting short supply chains (EU)	33
Box 21:	Retailers sizing the close to expiry date opportunity	35
Box 22:	“Stop and Shop” saved US\$100 million by reducing the amount of food displayed (USA)	35
Box 23:	Freedom is about buying the amount you need at Granel (Spain)	35
Box 24:	Thornton’s Budgens food waste avoidance measures across the board (UK)	36
Box 25:	Adapting portions size to consumer needs in restaurants (Portugal)	37
Box 26:	The Modern Pantry – You can’t manage what you can’t measure (UK)	37
Box 27:	The Cozinha Kitchen Programme (Brazil)	39
Box 28:	Don’t bite more than you can chew (Belgium)	40
Box 29:	Coaching households to reduce waste (France)	40
Box 30:	Framework Law for Mother Earth and Holistic Development to Live Well (Bolivia)	42
Box 31:	The Crusade Against Hunger (Mexico)	42
Box 32:	Volume-based Radio Frequency Identification System (Korea)	43
Box 33:	Policy document on sustainable food (The Netherlands)	44
Box 34:	European Parliament Resolution on how to avoid food wastage	45
Box 35:	EU Commission Roadmap to a Resource-Efficient Europe	45
Box 36:	Guidance to clarify the ‘one-third’ rule and the meaning of ‘use-by’ and ‘best-before’ dates (Japan)	47
Box 37:	Reducing expiration date confusion (UK)	47
Box 38:	EU Regulation on marketing standards for fruit and vegetables	48
Box 39:	Zero Waste dinner at UNEP Headquarters (Kenya)	49

Box 40: The Grocery Code Adjudicator Bill (UK)	50
Box 41: The useful business of gleaning and preserving (USA)	56
Box 42: A farmers' market clients testimony (Australia)	58
Box 43: Eco-Cycle's zero waste farmers' market (USA)	58
Box 44: A Taste of Freedom's Fruit Screams (UK)	58
Box 45: The Bill Emerson Good Samaritan Food Donation Act 1996 (USA)	60
Box 46: Rules governing the distribution of foodstuff for social solidarity purposes (Italy)	60
Box 47: Mayor obliges supermarkets to donate their food surplus (Belgium)	60
Box 48: Annakshetra Foundation redistributing surplus food among the needy (India)	61
Box 49: Giving vulnerable Londoners a "fair share" (UK)	62
Box 50: Last Minute Market (Italy)	62
Box 51: Gleaning and improving nutrition for food banks (USA)	62
Box 52: Feeding animals with leftovers (USA)	64
Box 53: Reducing waste and recycling leftovers for animal feed (Japan)	65
Box 54: EU legislation on the use of animal by-products to feed livestock	66
Box 55: Swine Health Protection Act 1980 (USA)	66
Box 56: Ecological Solid Waste Management Act 2000 (Philippines)	70
Box 57: Promoting best treatment options for food waste diverted from landfills (EU)	71
Box 58: The Waste Management (Food Waste) Regulations 2009 (Ireland)	72
Box 59: The Mandatory Commercial Recycling Law and the Organics Recycling Package (California, USA)	72
Box 60: Mitigation strategies for the reduction of GHG emissions from food waste recycling (Malaysia)	73
Box 61: Growing mushrooms out of coffee grounds (USA)	74
Box 62: A whole new food range from by-products (USA)	75
Box 63: Bags developed from fruit waste (Malaysia)	75
Box 64: The British Standards Institution Publicly Available Specification (UK)	76
Box 65: Waste turned into biogas for household (India and Tanzania)	77
Box 66: Creating electricity and fertilizers from organic municipal waste (Thailand)	77
Box 67: Food waste gets you warm (Japan)	78
Box 68: National Organic Waste Composting Strategy 2013 (South Africa)	79
Box 69: The Food Recovery and Reuse Plan (Taiwan)	80
Box 70: Closing the loop by returning fine dining to the earth (USA)	80
Box 71: Support of public authorities to composting (USA)	82
Box 72: Terra à Terra home composting project (Portugal)	83
Box 73: Waste Regulations 2012 No. 148 (Scotland)	84
Box 74: Converting spent grain into renewable energy (UK)	85
Box 75: Reconversion of the Rio's Bay dumping site (Brazil)	91
Box 76: The Landfill Allowance Trading Scheme and the Landfill Tax (UK)	92
Box 77: The Draft Waste Classification and Management Regulations (South Africa)	92

Abbreviations

ABP	Animal By-Product
AD	Anaerobic Digestion
AIIFP	African Alliance for Improved Food Processing
ARTI	Appropriate Rural Technology Institute
BSE	Bovine Spongiform Encephalopathy
BSI PAS	British Standards Institution Publicly Available Specification
BSW	Biodegradable Solid Waste
CAA	Consumer Affairs Agency
CDM	Clean Development Mechanism
DEFRA	Department for Environment, Food and Rural Affairs
EC	European Commission
EP	European Parliament
EPA	Environmental Protection Agency
ETS	Emission Trading Scheme
EU	European Union
FWF	Food Wastage Footprint
GAIA	Global Alliance for Incinerator Alternatives
GHG	Greenhouse Gas
GSCOP	Grocery Supply Code of Practice
IFAD	International Fund for Agricultural Development
IPCC	Intergovernmental Panel on Climate Change
IVC	In-Vessel Composting
LA	Local Authorities

LATS	Landfill Allowance Trading Scheme
MSW	Municipal Solid Waste
NAMA	Nationally Appropriate Mitigation Action
NGO	Non-Governmental Organization
OECD	Organization for Economic Cooperation and Development
OFT	Office of Fair Trading
OIE	International Office of Epizootics
PAP	Processed Animal Protein
RFID	Radio Frequency Identification System
SPS	Sanitary and Phytosanitary Measures
TMR	Total Mixed Rations
TSE	Transmissible Spongiform Encephalopathy
UK	United kingdom
UN	United Nations
UNEP	United Nations Environment Programme
UNFCCC	United Nations Framework Convention on Climate Change
USA	United States of America
SAGCOT	Southern Agricultural Growth Corridor for Tanzania
UTP	Unfair Trading Practices
WFD	Waste Framework Directive
WHO	World Health Organization
WRAP	Waste and Resource Action Programme
WTO	World Trade Organization

Introduction

One-third of all food produced in the world is lost or wasted from farm to fork, according to estimates calculated by FAO (2011). This wastage not only has an enormous negative impact on the global economy and food availability, it also has major environmental impacts. The direct economic cost of food wastage of agricultural products (excluding fish and seafood), based on producer prices only, is about 750 billion USD, equivalent to the GDP of Switzerland.

The aim of the Toolkit is to showcase concrete examples of good practices for food loss and waste reduction, while pointing to information sources, guidelines and pledges favoring food wastage reduction. The inspirational examples featured throughout this Toolkit demonstrate that everyone, from individual households and producers, through governments, to large food industries, can make choices that will ultimately lead to sustainable consumption and production patterns, and thus, a better world for all.

Food loss: refers to a decrease in mass (dry matter quantity) or nutritional value (quality) of food that was originally intended for human consumption. These losses are mainly caused by inefficiencies in the food supply chains, such as poor infrastructure and logistics, lack of technology, insufficient skills, knowledge and management capacity of supply chain actors and lack of access to markets. In addition, natural disasters play a role.

Food waste: refers to food appropriate for human consumption being discarded, whether or not after it is kept beyond its expiry date or left to spoil. Often this is because food has spoiled but it can be for other reasons such as oversupply due to markets, or individual consumer shopping/eating habits.

Food wastage: refers to any food lost by deterioration or discard. Thus, the term “wastage” encompasses both food loss and food waste.

In recent years, food waste has become a widely-recognized global shame. A number of campaign groups have coalesced around the issue, pushing it further up the public agenda, while various governments have adopted policies to address the problem and companies have made pledges to reduce food wastage and, in some cases, measurable improvements have been made. However, while legislation and policies have been generated in many countries to incentivize better food waste management, such as through avoidance of landfill, this should be distinguished from pre-waste solutions aiming to actually reduce food wastage.

Although initiatives to reduce food wastage certainly deserve support, there is also chance that some may have unintended social, economic and/or environmental impacts. One aim of this Toolkit is to present different best practices and tips for reducing food wastage, looking specifically at the often overlooked cost of wastage in terms of natural resource use and, in turn, the environmental benefits of reducing that wastage.

The Toolkit classifies food waste reduction strategies according to the categories of the inverted 'food waste pyramid', which represents the most to the least environmentally friendly categories (Figure 1).

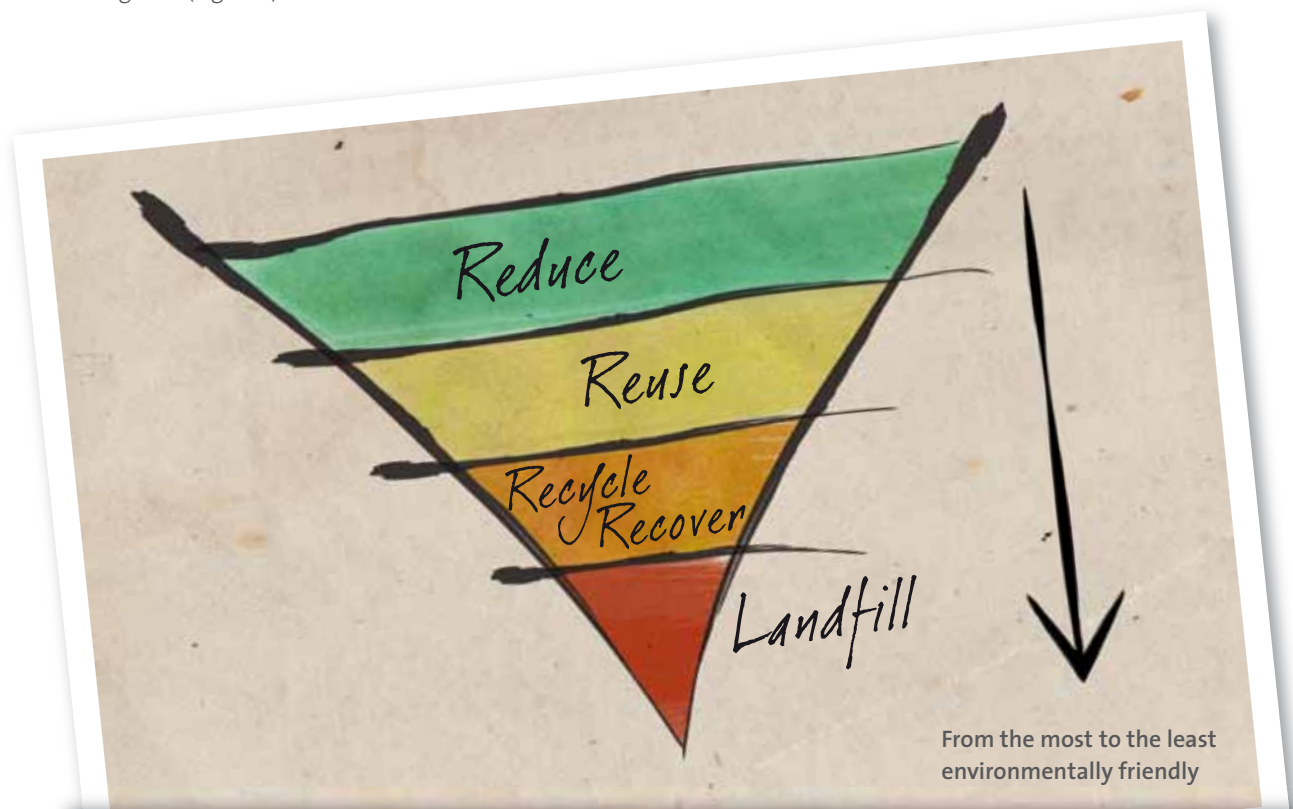


Figure 1. Food wastage pyramid on its head

Reduce. As the impact of food production on natural resources is enormous and increases while the food progresses on the food value chain, reducing food wastage is by far the best way of reducing the waste of natural resources. For example, if the supply-demand balance can be better adjusted on the front end, it means not using the natural resources to produce the food in the first place, thus avoiding pressure on natural resources, or using them for other purposes.

Reuse. In the event a food surplus is produced, the best option is to keep it in the human food chain. This may call for finding secondary markets or donating it to feed vulnerable members of society, so that it conserves its original purpose and prevents the use of additional resources to grow more food. If the food is not fit for human consumption, the next best option is to divert it for livestock feed, thus conserving resources that would otherwise be used to produce commercial feedstuff.

Recycle/Recover. The main recycling and recovering options are by-product recycling, anaerobic digestion, composting, incineration with energy recovery and rendering. All these options allow energy or nutrients to be recovered, thus representing a significant advantage over landfill.

Landfill. Landfilling organic waste causes emission of gases such as methane (a very potent greenhouse gas) and potentially pollutes soil and water, let alone odour and other societal nuisance. Landfills should be the last resort option for food waste management, especially in a context of increased land scarcity for Earth citizens.

This toolkit explains each of these categories in more detail, along with good practices around the world.



Reduce

Definition

Preventing food waste reduces the use of resources required for food production, labour and disposal costs, and reduces all the environmental, economic and social impacts linked to food waste disposal. Prevention is the most efficient way to deal with food wastage, as it is about limiting food wastage on the front end, while the other categories are about food wastage management.

Impact of food wastage on natural resources and implications for food wastage reduction

The Food Wastage Footprint (FWF) project that inspired this Toolkit calculates the impact of food wastage on natural resources such as water, land and biodiversity. This includes the natural resources used across the food chain, from growing to distributing food which is finally not eaten, the impact of food wastage disposal on natural resources, and the impact of GHG emissions from food wastage on the atmosphere. The FWF model results point to the immense potential for preserving natural resources through reducing food wastage.

Main impacts of food wastage on natural resources

Including the GHG emissions from land use changes associated with food production (such as the destruction of the Amazon rainforest to provide more farmland) dramatically increases the estimates of the global carbon footprint of food wastage but this category of emissions is difficult to calculate. The global carbon footprint of food wastage - excluding land use change - has been estimated at 3.3 Gtonnes of CO₂ equivalent. If the food which is produced annually, but not eaten, were a country, it would rank number three in the world for greenhouse gas emissions, behind the USA and China. This is more than double the total GHG emissions of all road transportation in the USA in 2010 (1.5 Gtonnes of CO₂ equivalent) and triple the EU (0.9 Gtonnes of CO₂ eq).

The global blue water footprint¹ of food wastage, which refers to consumption of surface and groundwater during food production, is about 250 km³. This corresponds to the water discharge of the Volga River during an entire year. The blue water footprint of food wastage is higher than any country's blue water footprint for consumption of agricultural product.

The global land occupation footprint of food wastage, which is the total hectares used to grow food ends up being wasted, was about 1.4 billion hectares in 2007. This figure represents

¹ The blue water footprint refers to consumption of surface and groundwater resources along the supply chain of a product. The term "consumption" refers to one of the following cases: water evaporates; water is incorporated into the product; water does not return to the same catchment area, for example, it is returned to another catchment area or the sea; water does not return in the same period, for example, it is withdrawn in a scarce period and returned in a wet period.

a land area larger than Canada or China and is only superseded by the size of the Russian Federation. It is also important to note that a major part of food wastage at the agricultural production stage seems to happen in regions where soils are experiencing a medium to strong land degradation. These regions are also usually the poorest ones, those where a land degradation cycle is threatening food security of the most vulnerable population.

The biodiversity footprint of food wastage is also considerable. Farming, including land conversion and intensification, is a major threat for biodiversity worldwide. The threats are mainly due to crop production rather than livestock production (70 percent and 33 percent respectively). In both cases, biodiversity loss is considerably larger in Latin America, Asia (except Japan) and Africa than in Europe, Oceania, Canada and the USA. This could be partly explained by the fact that tropical countries have more biodiversity-dense environments, regardless of management intensity.

In addition to its footprints, food wastage has both a financial and a social cost, not to mention its contribution to global hunger. In addition to the monetary value of the food itself (i.e. the value of the product at the production stage during which it was wasted), the natural resources embedded in the wasted food also have a value. Plus, given the increasing scarcity of global resources, such as land and water, the price of natural resources is going to increase in future. In many countries, water and land already have high costs and GHG emissions lead to climatic changes which can have major economical implications. FAO is currently evaluating these costs linked to food wastage, in order to demonstrate the tremendous economic benefits of reducing food wastage.

The high social price is due to food wastage depleting resources on which the poorest are most dependent. In addition to the waste of water and other limited resources embedded in the wasted food, if rich countries wasted less, it would liberate agricultural land and other resources to grow something else, including food such as cereals that could contribute to much needed global supplies. This sequence is most obvious for internationally traded commodities such as wheat, and less obvious, but still applicable, for fresh produce grown and purchased within individual nations.

Furthermore, wasting food in rich countries contributes directly to global hunger. Whether rich or poor, all countries buy food from the same global market of internationally traded commodities. If rich countries buy hundreds of millions of tonnes of food they end-up wasting, they are removing food from the market which could have remained there for other countries to buy. By raising demand for these commodities, rich countries also contribute to price, which makes them less affordable for poorer nations.

In order to tackle food wastage effectively, it is important to understand where the wastage hotspots are, both along the value chain and geographically, as well as which types of food commodity wastage have the greatest impact in terms of natural resources.



The impact of food wastage on natural resources increases along the food supply chain

When food wastage occurs at a given phase of the food supply chain (see Figure 2), three types of impacts must be considered:

- ✓ impacts on the phase of production itself;
- ✓ impacts on the previous phases of production, if any (e.g. agricultural inputs);
- ✓ impacts associated with the end-of-life of the wasted food.

When considering the entire lifecycle of a food product, the production phase has the largest impact on natural resources. However, each phase has additional environmental impacts. This means that the further along the supply chain a product is lost or wasted, the higher its environmental cost or impact. This implies that the further down one is in the supply chain (e.g. consumption), the highest is the food wastage footprint.

The food wastage hotspots along the supply chain vary geographically

Depending on the country, food wastage happens at different stages of the supply chain. Indeed, food wastage in developing countries tends to occur higher upstream (agricultural production, post-harvest handling and storage) while in developed countries, food wastage occurs mostly during the production, processing, distribution and consumption phases².

In low-income regions, food wastage is mostly caused by financial constraints; that is, when producers are unable to purchase inputs, or have structural limitations that affect harvest techniques, storage facilities, infrastructure, cooling chains, packaging and marketing systems. These limitations, along with climatic conditions favourable to food spoilage, lead to large amounts of food losses. In middle and high-income regions, food wastage is caused by wasteful practices in the food industry and by consumers (both households and catering services). The food industry has strict retail cosmetic standards related to size and appearance and can cancel forecast orders, while insufficient purchase planning, as well as confusion over expiration date labelling, foster high food wastage. The different factors that facilitate food wastage are important to understand in order to better target food wastage reduction strategies.

The production of some products consumes more natural resources than others

Not all commodities are wasted in the same amounts, nor do they require the same amount of natural resources to be produced. For instance, growing a tomato (13 litres of water) is much less water intensive than producing a beefsteak (7 000 litres of water).

² Although there is a lack of data when it comes to farm waste, current estimates for Europe indicate that at least the 20 percent of fruit and vegetables is wasted before it leaves the farm (FAO, 2011).



Figure 2. Food wastage along the supply chain

The impact of food commodities on GHG emissions depends both volumes and method of production. For example, the relative GHG emissions footprint of vegetables is due to high volumes lost and wasted, while that meat has a high value of carbon intensity because of the production practices. With regards to cereals, both volumes and management practices play a fairly equal role in the carbon footprint.


It is also important to note that carbon impact can vary within the same commodity type. For example, cereals in Asia have a strong carbon intensity, much higher than the relative wastage volume, while in Europe, cereals' wastage volumes are equal to their carbon footprint. Thus, it appears that wastage of cereals in Europe is less carbon-intensive than in Asia. This can be explained by the fact that Asia and Europe grow different cereals types. In Asia, rice dominates cereals wastage, with 53 percent in industrial Asia and 72 percent in South and Southeast Asia, whereas in Europe wheat dominates, with 71 percent of wastage. Furthermore, average carbon impact factors for rice in industrial Asia and South and Southeast Asia are 5 and 3.4 kg CO₂ eq / kg, respectively. For wheat in Europe, the impact factor is lower: 2 kg CO₂ eq / kg. In addition, about 70 percent of GHG emissions of rice wastage in industrial Asia and South and Southeast Asia come from the agricultural phase. Indeed, rice is a methane-emitting crop because of the decomposition of organic matter in flooded paddy fields. These higher impact factors for rice explain why wastage of cereals is more carbon-intensive in Asia.

Similar analysis has been conducted on water and land occupation impacts in the Food Wastage Footprint model. In order to define the impacts of food wastage reduction techniques, it is important to compare volumes and impact factors.

The FWF study revealed that particular attention should be given to livestock products, such as meat and milk, as they have a major impact due to GHG emissions and land occupation during their life cycles, meaning that a small reduction of their wastage can yield major environmental benefits.

Challenges of natural resources savings from reduction of food wastage

As seen above, the environmental cost of food wastage is staggering, which makes tackling it through specific actions an urgent priority, given that our planet has reached its environmental limits, as natural resources are becoming scarcer (Rockstrom, 2009). It is important to note that, while some waste reduction solutions are easy to implement without any additional cost to the environment (such as better planned meals), some others can induce important environmental impacts (such as refrigeration systems impact on GHG emissions).



Possible wastage reduction options, therefore, need to consider the following important questions:

- ✓ Would the food wastage reduction technique under consideration have its own impact on natural resources (i.e. GHG emission, water, land and biodiversity use)?
- ✓ How would this impact compare to simply letting the food get wasted and producing new food?
- ✓ Is the food wastage reduction technique acceptable economically and culturally? The economic factor is often the first one to be considered, but the social/cultural factor also constitutes an obstacle when the proposed waste reduction technique induces changes in cultural patterns.

Tips for reducing food wastage

Raising awareness about food wastage

Rigorous data on the scale of food wastage across the supply chain is currently lacking. This is primarily due to the lack of a universal method of measuring food waste at the country level and across the different levels of the food production and consumption. Equally, nations and corporations are under no obligation to report their food wastage data. Thus, reliance on self-reporting methods at the consumer and corporate level and use of proxy or anecdotal data for the measurement of food waste globally mean that the food wastage figures currently available do most likely underestimate the real numbers. This also makes it difficult to estimate the environmental impact of food wastage, which is often overlooked when calculating the actual impacts of food wastage. As stated in the introduction, major communication campaigns are needed to raise awareness of the issue and move stakeholders across the food supply chain towards taking specific actions.

Retailers and food-related businesses have undertaken voluntary projects to gather and report food waste data, although many governments have yet to take steps towards compulsory food waste data reporting for businesses. Some countries do have legislation requiring large manufacturers and retailers to report solid waste data. For example, UK has enacted the Integrated Pollution Prevention and Control Regulations, and the Ministry of the Environment and Water Resources in Singapore will require large commercial premises to report their waste data from 2014. But as yet, nothing has been specifically provided in relation to food waste.

In addition to a lack of food wastage data at global level, there are often misconceptions about the environmental impact of food wastage. Indeed, it is common to hear sentences such as “organic food waste isn’t really bad for the environment as it goes back to the soil”. This type of statement is wrong for several reasons: unless compost is created from waste, no part of the waste goes back to the soil, all of the natural resources used to create the food are defi-

nately wasted, and even if it is organic, any food waste decomposition has a very high methane emission rates, a greenhouse effect some 25 times stronger than CO₂ emissions. Uneaten food that ends-up rotting in landfills, the single largest component of most countries' municipal solid waste, accounts for as much as 25 percent of national methane emissions. Therefore, a better understanding of wastage amounts and patterns by all stakeholders is much needed all along the supply chain. The examples presented below show that a better understanding of actual food wastage does lead to its reduction.

Developing communication campaigns

Many public and private actors have started campaigning against food waste with growing success, governments have partnered with civil society to launch campaigns to reduce food waste and reuse food when waste wasn't avoidable, and multiple events such as public banquets have been organized all over Europe to raise awareness among businesses, governments and the public on the levels of food wastage internationally, as well as showcase the positive solutions to the issue (see Boxes 1-3 for details on these activities). Seeing people queuing in the snow for a hot meal based on food that would have otherwise be wasted is quite a strong image when thinking that we might often not think twice before throwing away perfectly good food at home. Retailers have also started campaigns on better shopping and better food management at home. For example, the retailer Sainsbury's provides advice on how to properly store produce and launched a Love Your Leftovers campaign, which includes a page on their web site providing recipes and ideas on how to utilize left-over food. Awareness raising is a key step for food wastage reduction, as it creates the necessary levels of public pressure that will lead to the change that we need to see in the food industry when it comes to specific actions against food wastage. Food businesses have no choice but to respond to consumer demand. Raising awareness of food wastage creates the demand for a new product, namely food wastage avoidance, which will result in the more rapid take-up of the proposed food waste solutions.

WRAP, a UK funded body focusing on reducing waste, was established as a not-for-profit company in 2000. Its' two priorities are minimizing resource use and diverting priority materials from landfill. An awareness campaign started in 2009 with the aim to raise awareness on the need to reduce food waste. It involves practical tips on how to reduce consumer and household food waste to achieve environmental and economic benefits. WRAP estimates that it has been instrumental in: helping the UK recycling and reprocessing sector to quadruple in size between 2000 and 2008; diverting 670 000 tonnes of food from landfill, saving consumers over US\$1 billion a year; and stopping the growth in household packaging waste. WRAP estimates that 1 tonne of food waste avoided equals to 4.5 tonnes of avoided emissions. This means that over 3 million tonnes of CO₂eq emissions have been avoided between 2000 and 2008.

Box 1: Love Food Hate Waste (UK)

According to a report published in 2009 by the Centre for Waste Management – Abu Dhabi, 33% of Abu Dhabi's waste is food and is disposed of each year, contributing to landfills, carbon emissions and ultimately climate change. Approximately 500 tonnes of food gets thrown away during the month of Ramadan in Abu Dhabi. Following the launch of the Environment Agency – Abu Dhabi's 'Think Before You Waste' campaign during Ramadan, 49 405 hot meals, 18 tons of rice and 100 cold meal parcels were distributed to needy people across the Emirate of Abu Dhabi. The meals were donated to poor families, orphans, people with low income, various humanitarian cases and factory workers with the support of the General Authority of Islamic Affairs and Endowment (Awqaf), the UAE Red Crescent Authority and Hefth Al Ne'ma (Save the Grace). Throughout this campaign, Awqaf communicated important tips and information on food waste to all of the Emirate's imams (leaders of the mosques), for them to disseminate to the praying community during the Friday prayer, all through the Holy Month of Ramadan. Islamic preachers called on residents to consider reducing personal food waste as part of their religious responsibility, as outlined in the Holy Qur'an. Hefth Al Ne'ma worked closely with Abu Dhabi's major hotels, palaces and organizations who hosted large gatherings. They collected safe and edible leftover food, ensuring it is distributed to those in need. Untouched meals were then packed and immediately delivered to the needy, in vehicles specially equipped to keep meals at optimal temperature. According to the FWF model, 500 tonnes of food saved from wastage means saving 935 tonnes of CO₂e, 0.178 km³ of water and 1 730 ha of land (Abu Dhabi Environment Agency, 2010).

Box 2: "Think Before You Waste" campaign (Abu Dhabi)

Promoting food wastage audits

Rigorous, ongoing and consistent food wastage tracking is the best way to identify opportunities, make adjustments and reduce food wastage. However, a good first step on this path to prevention is a food waste audit. Typically conducted over a short period of time, an on-site audit involves weighing and tracking all waste to get a "snapshot" of the amount of waste generated. This can be done at all the stages of the supply chain, and can be as easy as taking

Feeding the 5000 is the flagship event of a global food waste campaign founded by Tristram Stuart, prizewinning author of *Waste: Uncovering the Global Food Scandal* (2009). The first Feeding the 5000 event was organized in Trafalgar Square in December 2009, where 5 000 people were provided with free hot curries, tonnes of fresh groceries and thousands of smoothies – all made from food that otherwise would have been wasted, such as cosmetically imperfect fruit and vegetables that fail to meet the strict cosmetic standards of supermarkets. Feeding the 5000 has launched similar events and campaigns around the UK and overseas, including in Dublin, Paris and Bristol. Feeding the 5000 is now spreading across Europe and internationally. The events have been an amazing success in raising awareness of the positive solutions to the food waste scandal and receive a huge amount of media coverage. The legacy of the events has included: long-term arrangements with businesses to divert food surpluses to local food redistribution charities; the campaign to relax cosmetic standards on fruit and vegetables has contributed to the fact that the fastest growing sector in the UK fresh produce market has been the sale of 'ugly' fruit and vegetables; large food businesses have started diverting more food to livestock; politicians and policymakers in the UK, EU and further afield have consulted with the Feeding the 5000 team on food waste reduction strategies.

Box 3: "Feeding the 5000" building the global movement against food waste (UK)

notes on the type of food you waste the most and weighting your waste (Box 4). It can also be more sophisticated using toolkits proposed by companies (Box 5).

As important as individual food waste audits are to realize the extent of the problem, it is important to have a supply chain approach when looking at food waste. Manufacturers and sellers make decisions that cause waste to arise within their own or other's organization. Each organization can address waste within their own organization, but there is a danger of moving waste around from one area of the supply chain to another. By working collaboratively across trading partners, it has been shown by companies that have collaborated, that there are opportunities to jointly prevent waste from occurring (Boxes 6 and 7).

In Halmstad municipality, there are 14 schools that supply approximately 6 850 students with daily meals. The project was a long-term information campaign targeted at the middle and high schools at Halmstad municipality. Within the campaign, the food was weighed four times (January 2009, May 2009, October 2009 and a control in November 2010). The campaign was designed as a contest between the schools, where the school that threw away the least won. During the campaign, the food waste per portion diminished with 5,8 gr. (13 %), from 44.7 gr./serving to 38,8 gr./serving. The sample group consisted of 6 850 pupils and daily portions; a full school year consists of 173 days. This gives 1 185 050 servings annually and consequently an avoidance of 6 783 kg of food wastage. The campaign managed to trigger a political decision, on 22 April, requiring municipal weighting of food waste in all schools twice per year. On average, schools reduced their waste by 13 %. Controls also show that the reduction seems to be permanent. Unilever calculates that 1 kg of school food is equal to about 1 kg of CO₂, so nearly 7 tonnes of CO₂ can be saved annually with the given result (Prewaste, 2012).

Box 4: Schools competing to reduce food waste in canteens (UK)

Lean Path developed an automated food waste tracking system for the industry, which can be used in hospitals, colleges and universities, restaurants and other food service operations across USA and beyond. It is composed of a tracking terminal allowing accurate recording of daily food waste weight, and discard reason, and a reporting dashboard to help identify and target critical areas. Lean Path claims that "it has helped customers cut food waste by as much as 80% and run greener, more sustainable operations."

Box 5: Automated food waste tracking system (USA)

Using the principles and tools from the Efficient Consumer Response (ECR) Supply Chain Waste Prevention guide 2012, Mark&Spencer (M&S) and Uniq, one of its key supplier, managed to dramatically reduce their food wastage. Uniq produced some 90 million of the 1.6 billion sandwiches bought on-the-go in the UK in 2010. Previous research has suggested that sandwiches have a high level of waste in excess of 5%. The short shelf-life of sandwiches, coupled with unpredictable demand from consumers due, for example, to the weather and other factors, can lead to high levels of waste. After having assessed the main areas of food waste, the team decided to:

- review stock requirements at product group level, initially based on previous days sales and weather forecasts;
- re-align orders for each group vs. planned estimate by reviewing waste, sell-outs and progressive sales;
- use a newly developed commitment sheet to enter and review orders at line level;
- re-align line level estimates and review against finalized order;
- make amendment to finalized order as recommended by a new sheet.

In addition, new routines were introduced, including regular meetings to discuss product performance, order fluctuation, manual amends, trends and future estimates and daily discussions between planners and M&S team around planned orders. As a result of the actions reported above, M&S and Uniq saved 129 tonnes of food waste in 2010 and expected to save a further 170 tonnes during 2011. By obtaining a fuller understanding of the contribution made by all sandwich lines and taking action together to review the range, both M&S and Uniq have seen a substantial reduction in their costs and significant environmental gains have been made. According to WRAP, in the UK every tonne of food waste avoided in this way is also worth 4.5 tonnes of avoided CO₂ emissions, which is equivalent to the capita CO₂ emission in Argentina (Institute of Grocery Distribution, 2013).

Box 6: Joining forces to efficiently reduce food wastage (UK)

Unilever Food Solutions have partnered with the Sustainable Restaurant Association to create a complete waste audit and waste reducing toolkit. The process is structured in two stages. The first one is to carry out an audit using the online toolkits developed by the initiative, which help caterers and chefs monitor where waste occurs in the kitchen. There are also case studies on how other businesses have used the toolkit in the past and a Food Waste data tracking sheet which helps linking the catering outlet's food waste management to key performance indicators. Within the Staff section, there is a range of posters available to utilize around the kitchen to highlight awareness and enable kitchen staff to monitor progress. 'Purchasing tools' are also available to enable staff manage stock and allow to buy more efficiently. The Mise en Place and recipe tools provide recipe templates which, as well as providing a simple way to standardize recipes, can also be utilized for shopping lists. More importantly, the 'event efficiency tool' helps plan menus, whilst tracking costs. The final element is on plate waste awareness and efficient monitoring.

Box 7: "Wise Up on Waste" Toolkit

Improving communication along the supply chain to match demand and supply of food

The discrepancy between demand and supply, a major cause of food wastage, ranges from farmers not finding a market for their products and leaving them rot in the field, to mothers cooking for five family members while only 3 actually show-up for dinner, to supermarkets downsizing product orders at the last minute, leaving producers with unsalable products. Due to mis-communication and perverse signals and incentives all along the supply chain, food is lost or wasted and, together with it, all the natural resources used to create it. Tackling food wastage requires better communication between the different parts of the supply chain to better balance the demand and the offer, such as farmers discussing production with their neighbors and establishing a harvesting calendar to prevent flooding the market.

Improving organization within institutions

As the African saying goes “if you want to go fast go alone, if you want to go far go together”. Joining forces via farmers cooperatives or professional associations can greatly help reduce food losses by increasing understanding of the market and enabling more efficient planning (Boxes 8 and 9), lowering individual vulnerability that comes with environmental and market fluctuations, improving efficiency through economy of scale, or creating a dynamic environment to share innovative food wastage reduction techniques (Box 10).

An effort to improve competitiveness of the cassava chain in Cameroon identified the fragmentation of smallholder supplies sent to the market as one of the bottlenecks that needed to be addressed. The quality varied from produce to producer, so wholesalers did not have a homogenous stock, and often the collecting points were not easily reachable. With support and capacity building from FAO, the producers organized and established quality control and logistics mechanisms and, as a result, wholesalers now use public transport to pick-up graded produce and make payments at agreed stops along the Akonolinga-Yaoundé highway. These mechanisms have resulted in improved quality control, fewer product rejections by wholesalers, and increased income for both producers and buyers (FAO, 2012).

Box 8: Reducing post-harvest losses and improving smallholders' income from cassava (Cameroon)

Dairy produce is highly susceptible to loss, owing to a lack of technology such as refrigeration and pasteurization on farms and in markets. In Zambia, the Japanese government, Care International, and the US Agency for International Development (USAID), in collaboration with local businesses and stakeholders, have helped establish rural milk collection centers. Smallholder cattle producers who had never engaged in milk trade now deliver their surplus milk to the collection centers, which are equipped with cooling facilities that allow the milk to be sold on the market to processors, and ultimately to create a self-sustaining business that increases farmers' income and the availability of locally produced milk (USAID/Zambia, 2005).

Box 9: Improving access to retail with centralized dairy collection centers (Zambia)

Improving communication between the different stakeholders in the supply chain

The different actors involved in the food supply chain (e.g. producers, food processors, retailers, consumers) are heavily interdependent and their actions and practices influence each other's decisions.

Rejection of food products on the basis of aesthetic or safety concerns is often cited as the major cause of food losses and waste. For example, farmers often have to discard between 20 and 40 percent of their fresh produce because it doesn't meet the cosmetic specification of retailers. Waste due to overproduction – when a manufacturer makes more of a product than the supermarket can actually sell – can reach up to 56 percent of a company's total output (meaning more food wasted than sold), while a baseline of 5–7 percent is considered by many inevitable. This waste typically occurs when a supermarket makes what is known as a “forecast order” of say, 1 million assorted sandwiches, a week in advance. However, the supermarket won't confirm the order before, at best, 24 hours before delivery date. The manufacturer has to produce all the sandwiches in advance to meet the deadline but the supermarket will very often lower the order. The manufacturer then ends-up with pallet loads of fresh sandwiches and no one to sell them to. Finding a last minute buyer is extremely difficult and even impossible if the sandwiches packages bear the brand name of the supermarket. And the supermarkets often forbid the manufacturers to give the unsold lot to food charities to avoid having their brand name possibly being sold on the grey market. And, as this type of waste happens with finished products, all the energy and resources used to making them is lost, which makes it all the more wasteful (Stuart, 2009). This example highlights the power relationships between the different links of the chain; farmers and manufacturers often depend on supermarkets for their income, as they are their main clients. Interventions by the public and policy-makers are needed to re-balance the power game within the food supply chain (see Box 40).

Supply chain efficiency could be greatly improved by enhancing communication among the different stakeholders. Remaining in constant dialogue with buyers not only helps agro-enterprises manage the risks they face when buying from smallholders, it also contributes to producer organizations' understanding of buyers' sourcing decisions (FAO, 2012). In addition to increasing business among the parties, sustained dialogue also helps reduce product rejection by buyers and, at the same time, increases the stability of the offer for the buyer. Box 11 illustrates options along the supply chain to improve communication among stakeholders to reduce food wastage.

The Courtauld Commitment calls for improving resource efficiency and reducing the carbon and wider environmental impact of the UK grocery retail sector. It supports the UK's policy goal of a "zero waste economy" and the objectives of the Climate Change Act to reduce greenhouse gas emissions by 34 percent by 2020 and 80 percent by 2050. WRAP is responsible for the agreement and works in partnership with leading retailers, brand owners, manufacturers and suppliers who sign up and support the delivery of the targets. Its Phase 1, launched in 2005, looked at new solutions and technologies so that less food and primary packaging ended-up as household waste. Phase 2, launched in 2010, moves away from solely weight-based targets and aims to achieve more sustainable use of resources over the lifecycle of products and throughout the whole supply chain. Signatories have grown from 29 major retailers and brand owners at the launch of Phase 2 to 53 today, including Sainsbury's, Marks & Spencer, Coca Cola and Danone. The targets are to: reduce the weight, increase recycling rates and increase the recycled content of all grocery packaging, as appropriate, in order to reduce the carbon impact of grocery product and packaging waste in the grocery supply chain by 5 percent, including both solid and liquid wastes. During the four years of Phase 1, the programme saved 1.2 million tonnes of food and packaging waste, with a monetary value over US\$3.1 billion, and 3.3 million tonnes of CO₂. First-year progress results of Phase 2 (released in December 2011) show that signatories are already halfway to achieving the packaging reduction target and three-quarters of the way to reaching the household food waste objectives.

Box 10: The Courtauld Commitment (UK)

Better communication, via mobile phone, can reduce food wastage and GHG emissions, according to a 2011 study published by Vodafone. The study focused on four opportunities where mobile technology can be used to manage the food supply chain more efficiently:

- smart logistics: using mobile devices to collect data on the location, speed and route of food distribution trucks, helping distributors improve fleet management;
- traceability and tracking system: using mobile devices to record movements of items through the agricultural supply chain, from farms to shops;
- mobile management of supplier networks: agricultural field agents visiting farms using mobile phones to record data on farm conditions and expected yields;
- mobile management of distribution networks: retailers using mobile phones to keep records of sales of agricultural inputs like seeds, fertilizer and chemicals.

Accenture and Vodafone have estimated that these opportunities have the potential to increase agricultural income by an estimated US\$138 billion across 26 countries by 2020. This represents an 11 percent increase against the forecast for that year and a significant proportion will be gained outside of Europe. Further benefits could include reducing CO₂-equivalent emissions by nearly 5 mega tonnes (Mt) and reducing freshwater withdrawals for agricultural irrigation by 6 percent by 2020. This is based on a total of around 549 million anticipated connections of users to the individual services across the 12 opportunities (Vodafone/Accenture (2011)).

Box 11: Improving mobile phone technology to reduce food wastage along the food supply chain

Developing improved food harvest, storage, processing, transportation and retailing processes

Food losses that occur during harvest, post-harvest, and processing phases are most likely in developing countries, due to poor infrastructure, low levels of technology and low investment in the food production systems. In developed countries, food waste mostly occurs further along the supply chain, at the retailing and consumption levels.

Food losses during harvest and storage translate into lost income for farmers and into higher prices for consumers, but also have a big environmental cost, as most of the natural resources are used at the beginning of the supply chain. Reducing losses could therefore have an immediate and significant positive impact on livelihoods, food security and natural resources.

Both the private and public sectors need to increase investments in infrastructure, transportation, processing and packaging. To this aim, international organizations strive to promote sound cooperation between institutional actors and the private sector, in order to develop strategies and joint investment planning to enhance techniques and knowledge in developing countries and provide backing for implementation (see FAO, 2012).

Governments role is to work on regulating risk and implementing biosecurity policies that are often crucial to maximizing crop yield and natural resources efficiency, and on reducing pre-harvest losses. Establishing national sanitary and phyto-sanitary (SPS) standards would facilitate access to international market and reduction of losses due to the rejection of large amounts of food destined for the export market. In this regard, it is noteworthy that several inter-governmental organizations, including FAO, WHO, OIE, WTO and the World Bank, have established a partnership through which they have developed Standards and Trade Development Facilities (STDF). STDFs build the capacity of developing countries to implement SPS measures smoothly and enhance their accessibility to the international market (FAO, 2005).

Developed countries efforts are crucial in developing processing techniques to reduce wastage, enhancing retailing planning and improving consumer behavior. The adoption of guidelines and recommendations aimed at preventing avoidable wastage and encouraging businesses to adopt more resource-efficient production patterns. Besides, new regulations that, for instance, remove quality requirements regarding appearance and over-zealous safety standards, would certainly be helpful in avoiding unnecessary discards and lower the environmental impact of the post-harvest processing chain.

Some examples of what could be done along the supply chain, as well as significant policy frameworks and institutional initiatives are presented below.



Improving harvest techniques and post-harvest storage

Harvest losses have several causes, including timing of the harvest, as well as harvesting techniques, equipment and conditions. For example, harvesting fruits on high trees with a hook and a catching bag on a pole prevents the fruit falling to the ground and bruising. Lettuce, cabbage, sweet pepper, eggplant, melons and bananas are better harvested using cutting tools. Ideally, harvesting should take place when the crop and the climate are coolest and the plant has the highest moisture content. Yet, sometimes, poor farmers must harvest crops too early due to food deficiency, or their desperate need for cash during the second half of the agricultural season. As a result, the food loses both nutritional and economic value, and may be wasted if it is not suitable for consumption.

It is the same thing for post-harvest losses. Fresh products such as fruits, vegetables, meat and fish straight from the farm, or after the catch, can spoil quickly in hot climates due to lack of infrastructure for transportation, storage, cooling and markets (Rolle, 2006). New technologies have been developed to improve storage (Box 12) as have green technologies, such as solar dryers that improve the lifetime of products in storage and, in turn, increase food security and economic benefits for the producers (Box 13).

Improving food availability and reducing waste can often be a matter of directing resources to training farmers in best practices, without even the need for capital expenditure (Box 14). Governments have also funded remarkable projects to stress the strong interconnection between post-harvest loss reduction, the preservation of natural resources and the reduction of GHG emissions from agriculture (Box 15).

Over the last few decades, FAO has led major work on post-harvest losses. Its Information Network on Post-harvest Operations (INPhO) Website is a great resource for practitioners and trainers on the issues, and on solutions linked to harvest and post-harvest losses.

A rice storage bag that blocks the flow of both oxygen and water vapor has had a great result for rice farmers, who often deal with post-harvest losses of up to 15 percent of the harvest, as well as loss of nutritional quality. Developed by the International Rice Research Institute (IRRI), the bag enables farmers to safely store their seeds for 9–12 months without reducing germination rates. The bag also keeps away insects and rats without using chemicals and increases the percentage of whole rice grains recovered after milling by around 10 percent. A Filipino farmer, who found that his rice grains broke from moisture and suffered pest infestations during 7-month storage, tested the new bags and reported that after keeping the harvest in the bags for 10 months, “the seeds were 100 percent viable, and none were wasted.” IRRI initiated and facilitates National Post-harvest Learning Alliances to embrace public and private stakeholders with an interest in, and mandate to, establish local supply chains for technologies. Through Postharvest Learning Alliance, IRRI is assisting in setting up and training local distributors in new technologies for reducing post-harvest losses. The FWF model calculated that, in Southeast Asia, the carbon footprint of rice cultivation is particularly high, as rice is a methane-emitting crop, because of the decomposition of organic matter in flooded paddy fields. Therefore, reducing post-harvest loss by 15 percent has a significant climate change mitigation effect (International Rice Research Institute, 2012).

Box 12: Improved rice bag protects stored rice from moisture, pests and rats and keeps rice seeds viable (Philippines)

Reducing post-harvest loss of mangoes by using greenhouse model solar dryers is a promising strategy to help combat vitamin A deficiency in French-speaking West Africa and, in turn, reduce child mortality. Typically, the annual post-harvest loss of rich mangoes in the region exceeds 100 000 tonnes. However, in a study, 3.75 tonnes of fresh mangoes were dried using a solar dryer to a final moisture content of 10 percent to 12 percent, yielding 360 kg dried mango. The product analysis revealed 4 000 (+/-500) microg beta carotene per 100 grammes and 3 680 (+/-150) microg beta carotene per 100 grammes after 2 and 6 months of storage, respectively. Thus, one greenhouse solar dryer is capable of reducing post-harvest mango waste by 3.75 tonnes, providing up to 1.15 million retinol activity equivalents of dietary vitamin A. The use of this technology that requires solar energy and manpower has the potential of increasing dietary vitamin A supply in the Region by up to 27 000-fold. Moreover, mango is a fruit that is well liked by the local population, which increases the likelihood of its ready acceptance (Rankins, Sathe & Spicer, 2008). Using solar energy to reduce food wastage can go a long way towards the reduction of greenhouse gases emissions; the FWF model estimates that, if only one dryer can save 3.75 tons of mangoes, reducing mangoes loss from the Region can potentially save 0.86 tonnes of CO₂eq and 1 133m³ of water.

Box 13: Solar drying saves children and the environment (West Africa)

Not only do the African staples cassava and yam have a short shelf life, there is little tradition of transforming them into more stable products such as flour, so they rot in the barns of the hungry. The sweet potato – the world’s seventh most important food crop – has a high water content, making it more prone to decay than dried cereals. In rich countries that have advanced storage facilities, sweet potatoes can be kept for up to one year, whereas in sub-Saharan Africa, as much as 79 percent of a stored tuber crop can be lost during the same period of time. Nevertheless, careful design of storage systems, as well as measures such as removing stems from the tops of the potatoes, have been shown to improve recovery of the crop by up to 48 percent. Recent work has helped identify the exact point in the crop’s maturity (at 105 days) that it is best to harvest the tubers to maximize productivity, nutritional quality, storage properties and consumer acceptability. Changing the way African farmers harvest tubers can help them feed their families while at the same time opening up new opportunities to capitalize on the growing demand for fresh produce in urban centres. They often have no dedicated storage facilities and, instead, keep potatoes on earthen floors in their mud and thatched huts where they can be exposed to sunlight. This can lead to significant losses due to greening and sprouting, especially when doors are regularly opened and closed during the day. Cold storage of tubers as practiced by large-scale growers worldwide may not be an appropriate or affordable technology for these farmers, so a viable alternative is to leave crops in the ground for longer periods after maturity, and to harvest them in batches sequentially, rather than all at once. This can help distribute farm labor inputs and income while helping to meet quality standards for commercial sales. One study in South Africa compared losses from traditional harvests stored in farmers’ stores with sequential harvesting, leaving potatoes in the ground for up to six weeks after maturity. In the best instances, sequential harvesting cut wastage from 37 percent of the harvest down to just 11 percent – a 71 percent reduction in losses. On average throughout the year, 8 percent of the entire crop was saved through sequential harvesting.

Box 14: Best harvesting practices for farmers (Sub-Saharan Africa)

The Gambia's Departments of Agriculture and Energy have adopted a holistic approach to address a number of environment-related issues of primary importance, such as climate change mitigation and adaptation, reduction of GHG emissions, post-harvest losses, food security and sustainable development. In establishing the Nationally Appropriate Mitigation Action (NAMA) Programme, the Gambia has committed to wide investments to improve transportation infrastructure and the allocation of funds to support research to address adverse trends in the farming system. But NAMA also includes a project aimed at promoting and facilitating the use of post-harvest and food processing technologies to reduce food losses and enhance quality-food availability, thus reducing the need to convert virgin lands and forests for farming and, in turn, the emission of GHGs. The proposed project is to take place between 2012 and 2025, with an overall cost of US\$ 3.25 million covering, inter alia, capacity building and the improvement of sustainable technologies for cooling, cleaning, sorting and packing harvested food. NAMA identifies a number of issues and the related potential solutions. Some examples regard the protection of premature grazing, appropriate harvesting, storage, and utilization and preservation techniques to reduce food losses (Government of the Gambia, 2012).



Box 15: Improvement of food storage facilities and promotion of the use of post-harvest technologies (Gambia)

Improving processing techniques

Lack of processing facilities causes high food losses in developing countries. In many situations, the food processing industry doesn't have the capacity to process and preserve enough fresh farm produce to meet the demand. Part of the problem stems from the seasonality of production and the cost of investing in processing facilities that will not be used year-round (FAO, 2011). In developing countries, investment and capacity-building initiatives (Box 16) are key to improving processing facilities. In developed countries, processing facilities are also a major source of waste. This happens mainly during trimming, which removes both edible portions (e.g. skin, fat, peels, end pieces) and inedible portions (e.g. bones, pits) from food. Over-production, product and packaging, as well as technical malfunctions, can also cause processing losses, though these may be difficult to avoid. In some cases, trimming at the processing stage, rather than by the end user, may be more efficient in terms of quantity lost and potential use of scrap by-products (Gunders, 2012).

The efficiencies of processing also vary widely by product. A study by WRAP (2010), estimates that food manufacturers lose about 16 percent of their raw materials during manufacturing, amounting to 23 percent of total food losses produced by manufacturing, distribution, retail operations and households. Innovative techniques can cut down on this waste (Box 17). However, it is important to consider the potential environmental impact of these techniques themselves, as discussed earlier in the section on challenges.

The AAIFP, a USAID-funded project, is designed to assist the transformation of the food processing sector in African countries. The Alliance offers technical support and training to improve the business performance of food processing firms and increase availability of high quality nutritious and safe foods for local populations, including the most vulnerable. Other global food companies and food industry associations will be mobilized to build local capacity under AAIFP Associate Awards. Local food processors and sector entities are supported to improve business practices and meet food safety and quality standards. Alliance engagement with food processors will result in expanded market access for smallholder farmers, producer organizations, traders and other businesses. The Alliance directly increases the availability of nutritious foods such as ready-to-use therapeutic food and other products targeted to vulnerable populations. This type of operation strengthens the beginning of the supply chain and creates shorter chains which can serve to reduce food losses in developing countries, therefore improving food security and lowering environmental impact.

Box 16: The African Alliance for Improved Food Processing (Eastern Africa)

H. J. Heinz, a major American food processing company, redesigned its sauce-packing process to fill machines directly from intermediate holding tanks instead of using plastic lining bags. Each year, it had disposed of some 3 000 used plastic lining bags, all of which still contained some residual amounts of sauce. The new process saves 40 metric tonnes of combined sauce and plastic waste. At Musgrave–United Biscuits, cakes are currently delivered to four depots twice a week and stock-held for store picking and they have a wastage of 39 percent by value. Finding a method to reduce the time cakes spend in stock and give them a longer shelf-life can prevent approximately 14 tonnes of waste per year. An initiative has proposed not leaving the cake in the depot for more than one day, which would allow for promotional sales, improve availability and remove waste. The key constraint is that this initiative also calls for additional transport costs, which need to be factored into the overall commercial and environmental plan. Different options need to be considered to make it economically, environmentally and socially an acceptable initiative (Institute of Grocery Distribution, 2013; Gunders, 2012).

Box 17: Improved food industry processing to generate less waste

Improving packaging

For decades, packaging has been portrayed as the ultimate symbol of industrial society's excessive consumption. Packaging professionals, who work to reduce food waste, extend shelf-life and reduce the consumption of packaging materials, are spearheading a mindset change. Indeed, if packaging is part of the environmental issue of food discard, it can also be part of the solution by preventing waste (Box 18).

This means that when developing new packaging, particular attention should be given to its environmental impact from the resources used to build the packaging, including recyclability and bio-degradability. As mentioned in the above section on challenges, the impacts of a new packaging solution need to be weighed against the environmental, economic and social gains linked to the food wastage reduction associated to its use.

Shoppers might soon be able to keep their fruit and vegetables fresher for days longer thanks to revolutionary packaging that is being trialed by Tesco, a famous UK grocery chain. The packaging contains a strip coated with a natural product that is able to absorb ethylene, the hormone that causes fruit to ripen and then turn moldy. Initial trials have been a success and suggest that the device could be used across a wide range of fruit and vegetables, at no added cost to shoppers. Tesco ambient salad and avocado technologist Steve Deeble said: “The packaging is a major breakthrough in the fight to combat food waste and could save the fresh produce industry tens of millions of pounds each year. But it will also mean that shoppers will be able to keep fruit and vegetables for longer without feeling pressured to eat them within days of buying them.” The packaging is being trialed with tomatoes and avocados, which have some of the highest wastage within the industry. Tesco estimates the new packaging could lead to a potential wastage saving of 1.6 million packs of tomatoes and 350 000 packs of avocados. The ethylene-absorbing strip, which sits inside the packaging, measures just 8 cm by 4.5 cm and will not affect its recyclability. Considering that a pack of tomatoes or avocados weighs on average 500 g, and using the global European vegetable average from food wastage at distribution level, the FWF model suggests that Europe’s potential, through annual savings of 800 tonnes of tomatoes and 175 tonnes of avocados, is almost 3 000 tCO₂ eq and 33 000 m³ of water.

Box 18: New packaging could keep fruit and vegetables fresher for days longer (UK)

Improving transportation

Improving transportation to reduce food waste has many requirements, such as improving the means of transportation (e.g. boat, rail and roads), the condition of transportation (e.g. refrigerated vehicles), and eventually reducing the number of kilometers to be covered by creating market options closer to the production place. The project presented in Box 19 illustrates how to make better use of existing means of transportation (e.g. rail and road) to improve the agri-supply chain efficiency.

In terms of environmental impact, improving transportation can be quite complex. Supply chain planners must carefully consider the trade-off between transportation-related energy cost and environmental impact, and between storage-related energy cost and environmental impact. Indeed, the frequent and small deliveries recommended by lean manufacturing practices may optimize efficiency within a facility, but they can increase the overall carbon footprint.

To reduce their environmental footprint, suppliers can consolidate their operations, increase their use of rail and water transit and increase transport efficiency (Wakeland et al., 2012).



When possible, creating shorter supply chains can have the best economic and environmental impact, while improving food security (Box 20). The decrease of transport distances leads to sustainable systems that reduce the environmental nuisances caused by food supplying (Blanquart et al., 2010). In their study, Pretty et al. (2005) assessed the external costs due to transport for an average basket of products, based on a classical procurement model with

long supply chains. It found that consumers would pay 3 percent more if environmental costs were taken into account in the final price³. But if these products originate from within 20 km of the place of consumption, environmental costs would be 90 percent lower. In addition, recent studies have found that the producers involved in short chains tend to have more environmentally friendly practices, notably to meet the consumers demand for “greener” products (Spanu, 2008).

However, more detailed studies are necessary to determine how much short chains actually improve environmental performance. For example, Carlsson-Kanyama (1997) found that distance is only one of the parameters that determine the ecological impact of transport. It is also important to consider, for example, transport modes, the type of fuel used and the filling rate of the vehicles.

The Southern Agricultural Growth Corridor of Tanzania (SAGCOT) is an agricultural partnership designed to improve agricultural productivity, food security and livelihoods in Tanzania. Initiated at the World Economic Forum Africa Summit in May 2010, it then launched its SAGCOT Investment Blueprint, nationally by Prime Minister Pinda, in Dar el Salaam, and internationally by H.E. President Kikwete at the 2011 World Economic Forum in Davos. The Investment Blueprint showcases investment opportunities in the corridor and lays-out a framework of institutions and activities required to reap development potential. SAGCOT has the potential to make a serious and significant impact by bringing together government, business, donor partners and the farming community to pool resources and work together towards a common goal. It is a comprehensive and inclusive initiative. By addressing the entire agricultural supply chain, the SAGCOT approach goes beyond raising agricultural productivity and ensures the necessary infrastructure, policy environment and access to knowledge to create an efficient, well-functioning agricultural supply chain. SAGCOT covers approximately one-third of mainland Tanzania, extending North and South of the central rail, road and power “backbone” that runs from Dar es Salaam to the Northern areas of Zambia and Malawi.

Box 19: Integrated planning for agri-supply chain efficiency improvement (Tanzania)

Dacian Cioloş, European Commissioner for Agriculture and Rural Development, opened a conference in Brussels, on 20 April 2012, stating that “short supply chains have too long been overlooked. Yet, available data show that already, despite the lack of recognition and support, 15 percent of EU farms sell more than half of their produce locally. (...) I am convinced that selling a larger part of agricultural produce locally will bring concrete solutions to many of the challenges facing our society: solutions for consumers who value the quality, wealth and traditions of farm products; solutions for the economic health of the farming sector. Even if they will not become the norm, or anything like it, short supply chains do create extra value added, which is much needed. Solutions to problems of waste. Energy waste caused by unnecessary transport of goods; waste of food lost at different stages of the supply chain. We must get a better understanding of this type of marketing. We need to rediscover it” (Cioloş, 2012).

Box 20: Promoting short supply chains (EU)

³ This additional cost is mainly made up of public subsidies for agriculture (US\$ 1.43), agricultural externalities (US\$ 1.25), road freight transport for retailing (US\$ 1.17) and the transport of products once they’ve been bought by customers (US\$ 0.63).

Improving retailing

A lack of basic infrastructures and inadequate market systems can cause high food losses. To minimize losses, commodities produced by farmers need to reach the consumers in an efficient way. Wholesale and retail markets in developing countries are often small, overcrowded, unsanitary and lack cooling equipment (Kader, 2005). They require shorter supply chains and better market access, as well as improvements in market places and stores. Simple improvements, such as adding a roof to a local market, can greatly reduce waste by protecting the produce from sun or rain. Installing solar panels on the same roof can generate electricity for the market to further improve produces' shelf life.

Certain retail practices in developed countries are responsible for a great deal of avoidable food waste. A culture of opulence cultivated in the last two decades has created the perception and expectation that displaying large quantities and having a wide range of products and brands leads to increased sales. Yet, this practice increases the likelihood of food being wasted for no good reason.

Furthermore, it is a common perception among retailers that, when food is getting closer to the end of its shelf-life, it is cheaper to discard it rather than sell it. This might be true strictly economically, as these items do occupy shelf-space, but this is without considering the environmental and social cost of producing and then discarding food. Some companies that understand this larger impact have even found a possible profit in identifying ways to sell items close to their use-by date (Box 21).

When shopping, consumers expect store shelves to be full. Although certainly beneficial for sales statistics, continually replenished supplies mean that food products close to expiry are often ignored by consumers. This is particularly difficult for small retail stores (SEPA, 2008). Nevertheless, examples such as the one showcased in Box 22, shows that retailers can change their display without affecting their sales, increasing their profit while procuring benefits to natural resources.

Also, in time of environmental and financial crisis, consumers are very attracted by products sold in bulk (Box 23). For a retailing outlet, it allows for better alignment between consumer needs and their purchase, significantly reducing waste and its cost. In addition, some stores have committed to a zero-food-waste-policy, using food close to its expiration date or surplus food products to prepare hot meals that they sell in the hot food counter, gaining good publicity, as well as economic revenues from the products sold and the reused food (Box 24).



Some American retailers have seen the potential economic opportunity of making the most of their products coming closer to their end dates and initiated operations such as: cooking fresh food close to their expiration date and selling them as already prepared meal such as roasted chicken; offering discounted prices on food close to their expiration date. The popular California, grocery store Berkeley Bowl estimates it sells US\$1 500 per day of produce off its bargain shelf, which offers bags of damaged or nearly expired produce for US\$0.99 (Gunders, 2012).

Box 21: Retailers sizing the close to expiry date opportunity

Analyzing product loss can lead to big savings. In 2008, Stop and Shop/Giant Landover, a US\$16 billion grocery chain with more than 550 stores, was able to save an estimated annual US\$100 million by conducting a thorough analysis of freshness, product loss and customer purchases in all of its perishables departments. In the end, the “pile ‘em high, watch ‘em fly” philosophy did not ring true. The analysis, which began with product displays, discovered alternatives to overflowing displays, as well as whole stock-keeping units that weren’t necessary. It also found that overfilled displays led to spoilage on the shelf, customers were displeased with the spoiled product, and it required more staff handling to sort out the damaged items. Customers did not notice reduced choice and less-full displays and, in fact, their satisfaction rose, as produce was on average three days fresher than before (Gunders, 2012).

Box 22: “Stop and Shop” saved US\$100 million by reducing the amount of food displayed (USA)

Granel is a chain of stores in Spain where customers can buy any kind of cereal, dry fruit, spice, pasta, rice, honey, soap, oil, etc., mainly in bulk. The concept of the shop is very simple: just buy what you need not what they want you to buy (minimum amount of 5 grammes). Customers choose if they want 20 g, 200 g or 2 kg, according to what they plan to cook and what they can afford. In a normal market, one can only choose between two or three sizes, while the choice when buying in bulk is unlimited. The customers of this shop range from environmentally aware people who want to eat healthy and with little packaging, to victims of the economic crisis in Spain who can buy more variety with fewer resources thanks to this flexible system. For the price of 1 kg of rice in a traditional supermarket, in Granel they can buy 250 g of rice, some herbs, a bit of olive oil, some dried tomatoes and mushrooms, 250 g of muesli for breakfast and some dry fruits such as locally sourced almond. The waste generated with this system is really low or zero. By buying only what one needs, this system avoids a lot of food wastage, considering that 60 percent of food waste is caused by bad planning when shopping. In addition, the optional packaging offered by Granel is minimal and fully recyclable or compostable or customers can bring their own packaging to do proper Zero Waste shopping. Saving on packaging material and food itself saves natural resources, avoids GHG emissions, saves water and land and preserves biodiversity.

Box 23: Freedom is about buying the amount you need at Granel (Spain)

Thornton's Budgens is an independently owned retail store in London's Crouch End that has taken measures to reduce its food waste across the board. The store has already reached its target of sending zero food waste to landfill. Store owner Andrew Thornton's ambition is to ensure that all edible food that enters his store ends-up being eaten:

- Since October 2011, the supermarket has an in-store hot food counter. An in-house chef, uses fresh ingredients from the store's shelves such as parsnips, peppers, aubergines and pulses that are approaching their sell-by date or are unlikely to be sold. He prepares delicious, fresh and nutritious meals like tagines, soups, curries and pickles. This has given the store a new market outlet for surplus food products. Bob's curries are very popular with customers, which means that this is an extra source of revenue for the store with very low costs.
- Edible food surplus from the store that cannot be sold is donated to FoodCycle, a charity that runs a nearby community cafe. FoodCycle picks up the surplus food on a weekly basis and uses it to create nutritious meals for local communities. The cafe operates on a "pay what you can" scheme so everyone can enjoy a filling three-course meal.
- The store also hosts Food from the Sky on its rooftop – a community project growing organic fruit and vegetables that are then sold in store. Non-edible food waste from the store is used to make compost for the garden, creating a closed loop system and providing hyper local food products, travelling only 10 metres from soil to shelf.



Box 24: Thornton's Budgens food waste avoidance measures across the board (UK)

Improving quantity planning for food services

Food services, both public and private, are a major source of food waste as: food is usually pre-cooked, based on consumption prediction and can't be kept for a long time; and consumers are usually served standard plates, usually larger than their eating needs. In order to reduce food waste, food services are taking actions, such as only what is still available when getting closer to the closing hour, cooking everything on demand or offering better sized portions (Box 25). Preventing consumers from ordering more than they can eat or offering boxes for leftovers can significantly reduce food wastage (Box 26).

The Menu Dose Certa Project allows participating restaurants to adopt best environmental, nutritional and food stocks management practices, from the purchase of foodstuffs through the preparation of meals. The goal is to support restaurants in creating menus that generate notably less food waste. The project is a partnership between LIPOR (a waste management company from Porto), the Association of Portuguese Nutritionists, the local authorities of Espinho and local restaurants. The project was expanded with a competition among participating restaurants to produce the best recipe for a Right Serving Menu, in terms of serving size and nutritional value. Winning menus will be collected in a recipe book promoted in local media. After continued monitoring of their waste reduction, restaurants are granted a "Dose Certa" certification, which provides both advertising for the restaurant and economic benefit to the municipality in the form of less food waste. The project followed two restaurants in 2008 and 2010, and now involves three restaurants. It was estimated that "Menu Dose Certa" makes it possible to reduce food waste by 48.5 kg per person per year. The FWF estimates that this would mean saving from wastage per person and per year 99 kg CO₂e and almost 4 m³ of water (European Commission, 2012).

Box 25: Adapting portions size to consumer needs in restaurants (Portugal)

The Modern Pantry Cafe and Deli, a two-floor modern restaurant in St. John's Square, Clerkenwell, took part in the Sustainable Restaurant Association's (SRA) food waste survey in 2010. Head chef Robert McLeary found that doing a food waste audit really helped understand the composition of their food waste and whether it came from food preparation, food spoilage or portion sizes. This meant that the kitchen staff was able to take some simple but effective steps to reduce waste at source, such as:

- Filling portions are part of the restaurant's philosophy, but the waste audit inspired the chef team to work on a smaller portion size that minimized food waste on plates, while still keeping the portions generous.
- A doggy box is offered as part of the SRA's "too good to waste" campaign and restaurant staff encourages diners to take away any leftovers.
- Food preparation waste is minimized by using fresh, high-quality meat and vegetable off cuts creatively to make burgers, pies and soups; excess food is also used for staff meals.
- High quality meat or vegetable off-cuts are used to make salads, fish pies and sandwiches sold at the restaurant's store; thus, ingredients that cannot go into its a la carte menu are used to generate extra income for the restaurant.
- A dehumidifier filter was installed in the restaurant's fridges which absorbs any moisture and helps keep food fresh for much longer, keeping food waste costs due to spoilage to minimum.
- Any remaining food waste, such as vegetable peelings, is separated from general waste and collected for composting.

These simple solutions brought immediate savings from reduced food purchasing costs. Reducing food waste of course meant lower waste collection costs for the Modern Pantry, which also meant that they were able to renegotiate a better contract with their waste collector. Overall, that saved the restaurant £2500 on annual waste collection fees (a video of this case study is available at <http://www.youtube.com/watch?v=DnobMM2Qn2M>). Similar awareness raising initiatives have been taken in the USA in university canteens. The University of New Hampshire decided to remove the trays in order to make students more conscious about the quantity of food they take and the amount of leftovers at the end of their meals (Tilton, 2010).

Box 26: The Modern Pantry - You can't manage what you can't measure

Improving consumption habits

In developed countries, a significant part of total food wastage occurs at consumer level, and in some countries, this is a trend that continues to rise. In France, it is estimated that food wastage has doubled since 1947. Potential explanations range from increasing urbanization, consumer detachment from the reality of producing food (time, labor and environmental costs), retail practices that encourage overbuying (such as buy-one-get-one-free offers) to the fact that food occupies a decreasing place in the household budget, from 38 percent in 1960 to 25 percent in 2007 in France. This gives the impression that wasting food is relatively cheap and has minor consequences. At the same time, the environmental cost of generating food increases, as natural resources are getting scarce globally. It is therefore key to bring about a cultural change. Integrating environmental considerations into food wastage awareness campaigns could be a powerful agent of change. This constitutes a pressing issue also in emerging countries (Box 27).

Thanks to a number of communications campaigns, food wastage is rapidly rising in the public agenda. Several public and private stakeholders have developed campaigns with the goal of educating people around the global problem of food waste and the positive solutions. It is possible to find tips on reducing consumption adapted to any situation from schools (Box 28) to households and catering establishments, where consumers can now ask for more adapted portions and take-away bags.

The list below (EU Commission (a), 2011) gives an overview of possible tips to reduce food wastage at the household level when purchasing and consuming food:

- ✓ **Write a list!** Menu plan your meals for a week. Check the ingredients in your fridge and cupboards, then write a shopping list for just the extras you need.
- ✓ **Stick to the list!** Take your list with you and stick to it when you're in the store. Don't be tempted by offers and don't shop when you're hungry; you'll come back with more than you need.
- ✓ **Buy ugly fruits and vegetables.** They are perfectly good to be consumed and you are indicating your willingness to go over the aesthetic barriers which could go a long way to save a large quantities of fruits and vegetables from the bin.
- ✓ **Keep a healthy fridge.** Check that the seals on your fridge are good and check the fridge temperature too. Food needs to be stored between 1 and 5 degrees Celsius for maximum freshness and longevity.
- ✓ **Don't throw it away!** Fruit that is just going soft can be made into smoothies or fruit pies. Vegetables that are starting to wilt can be made into soup.
- ✓ **Learn to understand the sell-by and best-before dates.** These are often simply manufacturers' suggestions for peak quality and are not strict indicators of whether the food is still safe for consumption.
- ✓ **Use up your leftovers.** Instead of scraping leftovers into the bin, why not use them for tomorrow's ingredients? A bit of tuna could be added to pasta and made into a pasta bake.



A tablespoon of cooked vegetables can be the base for a crock pot meal. Several book and booklet are dedicated to re-using leftovers.

- ✓ **Rotate.** When you buy new food from the store, bring all the older items in your cupboards and fridge to the front. Put the new food towards the back and you run less risk of finding something moldy at the back of your food stores!
- ✓ **Serve small amounts.** Serve small amounts of food with the understanding that everybody can come back for more once they've cleared their plate. This is especially helpful for children, who rarely estimate how much they can eat at once. Any leftovers can be cooled, stored in the fridge and used another day.
- ✓ **Buy what you need.** Buy loose fruits and vegetables instead of prepacked, then you can buy exactly the amount you need. Choose meats and cheese from a deli so that you can buy what you want.
- ✓ **Freeze!** If you only eat a small amount of bread, then freeze it when you get home and take out a few slices a couple of hours before you need them. Likewise, batch cook foods so that you have meals ready for those evenings when you are too tired to cook.
- ✓ **Turn it into garden food.** Some food waste is unavoidable, so why not set up a compost bin for fruit and vegetable peelings. In a few months you will end up with rich, valuable compost for your plants. If you have cooked food waste, then a kitchen composter (bokashi bin) will do the trick. Just feed it with your scraps (you can even put fish and meat in it), sprinkle over a layer of special microbes and leave to ferment. The resulting product can be used on houseplants and in the garden.

It has been shown that this type of campaign both impacts food wastage reduction (Box 29) and allows the preservation of precious natural resources.

Established in 2008, SESI's Programa Cozinha Brasil (Brazilian Kitchen Programme) teaches people to prepare affordable, nutritious meals, while at the same time avoiding food waste in the kitchen. Targeted in particular to poor and vulnerable households, the programme teaches participants to use all parts of food, rather than just tossing items such as stems, seeds or leaves in the bin. Mobile learning kitchens pair nutritionists with chefs who offer recipes that meet nutrition goals but also please food tastes, while respecting regional food preferences, produce and cooking techniques. The FAO Director-General José Graziano da Silva and President of SESI's governing National Council, Jair Meneguelli, signed an agreement which commits the two organizations to working together to adapt the model for deployment elsewhere in Latin America and Africa. "Each year 1.3 billion metric tonnes of food goes to waste. By promoting food and education we can reduce this waste and improve diets," said Graziano da Silva. Added Meneguelli: "The Programa Cozinha Brasil is a model that has worked very well for us at home, and with FAO's support I am confident that it can be adapted to local contexts and cultures and will have a positive impact in people's lives."

Box 27: The Cozinha Kitchen Programme (Brazil)



In Belgium, the Institut Bruxellois pour la Gestion de l'Environnement (IBGE), a public administration of the Brussels area, designed a guide for teachers with 8–10 year old pupils, to introduce ideas of food waste prevention including measurement of food consumption, discussion of consequences and measures for improvement (Institut Bruxellois Pour la Gestion de l'Environnement, 2008).

Box 28: Don't bite more than you can chew (Belgium)

The French NGO France Nature Environnement launched the "coaching against food waste" campaign, which coached 30 French families to reduce their food waste over two months, using basic principles such as the ones described above. While the national average of food waste per person per year is 20 kg, the best performing group managed to reduce it to 6 kg, representing a 70 percent reduction of food waste. This can have major implications for the environment (France Nature Environnement, 2012). Zero Waste Scotland (WWF, 2011) estimated that, in Scotland, avoiding 1 kg of food waste could avoid waste of 1 000 litres of water and emissions of 3.8 kg CO₂ eq. Considering impacts on land use change could avoid a further 0.9kg CO₂ eq.

Box 29: Coaching households to reduce waste (France)

Implementing legislation to lower food wastage

The link between food wastage and political action is as sensitive as complex. Effective policy needs to be based on a holistic, flexible approach which focuses on the involvement of stakeholders at all levels of the food value chain and invests in raising awareness, enhancing cooperation at global level and increasing the sense of responsibility of a range of actors – from farmers to producers and from policy-makers to consumers. It goes without saying that legislators will have to adopt a range of measures which may vary from broad policy frameworks to statements of intent and commitments, from "soft law" measures, such as recommendation and guidelines, to more incisive legislation, such as directives, regulations and statutory acts. This section presents examples of governmental measures taken worldwide to tackle the issue of food wastage and encourage actions to prevent and reduce both post-harvest losses and food waste.

Implementing policy frameworks and strategies to reduce harvest and post-harvest losses

At the first stages of the food chain, the use of very basic agriculture technologies, lack of competence and expertise, and weak or non-existent biosecurity measures usually are the major causes of crop production losses. Poor hygiene protocols and standards, as well as lack of adequate post-harvest facilities also contribute to cause huge amount of food losses, notably in developing countries.

In this context, national and local authorities need to take appropriate and incisive action to develop recommendation and policy strategies for effectively reducing food losses at the earliest stage of the production chain. Governments often fail to recognize the significance of the issue and, in extreme cases, widespread corruption among authorities and actors of the food-supply chain worsens the scenario and hinder actions.

An optimization of pre- and post-harvest conditions through adequate funding, training for strengthening capacities and policy frameworks would dramatically increase crop production, resource efficiency and accessibility to food, thus significantly reducing food and environmental losses.

Public investments in infrastructures, regulations that manage the biological and environmental risks arising from pest attacks, sound agricultural policies, guidelines on best harvesting and post-harvesting sustainable practices, as well as the adoption of sanitary protocols are among the basic measures that governments urgently need to take if they intend to tackle the food security challenge, enhance livelihoods of rural communities and preserve the natural resources of their territory.

For a long time, the aforementioned issues have been largely overlooked, although changes have been recorded in some countries and public authorities are slowly taking first steps towards the development of holistic strategies and the adoption of programmes and campaigns meant to reverse the current food loss trend. In addition to the notable commitment of Gambia within its NAMA program (Box 15 above), remarkable initiatives have come from Latin America, where new bills and policies promote cooperation among authorities, businesses and farmers, and technical and legal tools prevent and reduce post-harvest losses, as a means to reduce the unsustainable exploitation of natural resources (Box 30), as well as to enhance food security (Box 31).

An important signal also came from the 2012 Rio+20 Summit (United Nations Conference on Sustainable Development), where Heads of State and international organizations expressed commitments to take urgent actions within the “Zero Hunger Challenge” launched by Secretary-General Ban Ki-moon in order to support dissemination of knowledge, enhance biosecurity practices and enable small farmers to make investments in more advanced

technologies and equipment, and ultimately grant them easier access to the international market. The Conference meetings also lifted up the importance of promoting responsible consumption for the ultimate success of the campaign.

This exceptional law is unique in that it confers legal rights upon “Mother Earth” as a collective subject of public interest [Article 4(1)(a)]. Besides the establishment of general principles of precaution, “environmental responsibility” of human beings, social and climate justice, and preservation of biodiversity and natural resources, the law promotes a change in production and consumption patterns, the sustainability and efficiency of agricultural practices and the development of best post-harvest practices in order to maximize the use of resources (thus decreasing the need for further land) and achieve food security for the whole population. Furthermore, the Law of Mother Earth encourages the recovery and reuse of food and energy, and promotes the adoption of institutional, technical and legal tools to prevent, minimize and reduce waste production.

Box 30: Framework Law for Mother Earth and Holistic Development to Live Well (Bolivia)

The Mexican government has recently adopted a new policy in order to implement a holistic system for the achievement of food security at national level. The strategy aims at, inter alia, minimizing post-harvest losses and food waste during the processing, storage, transport, distribution and trading stages, as well as enhancing farmers’ knowledge and harvesting techniques.

Box 31: The Crusade Against Hunger (Mexico)

Implementing legislation to prevent and reduce food wastage

In developed countries, efforts center on adopting new policy frameworks and legislation in order to decrease the food waste produced further down the value chain, namely at the processing, retailing, marketing and consumer levels. In developed countries, where consumerist habits are becoming less and less sustainable, and the wastage of food has for long time not been perceived as a problematic issue, the main difficulty lies precisely in changing production and consumption patterns, raising awareness among consumers, businesses and other stakeholders, and finding options to invert the trend that would be both environmentally and economically feasible and advantageous.

It appears that the further down in the value chain the measures are taken, the more there is scope for “hard law” provisions. In fact, although recommendations, guidelines, commitments, targets and cooperation strategies are certainly crucial for a successful food wastage prevention and reduction strategy, it cannot be denied that businesses and consumers are more likely to take an active role in the food waste challenge if: preventive and reduction practices are an economically attractive option; or they are required to comply with legally binding requirements. For example, high collection fees based on the volume of household organic waste have proven an effective incentive to reduce the production of food waste significantly (Box 32).

The Korean Ministry of the Environment has driven pilot projects throughout the country, installing the Volume-based Radio Frequency Identification (RFID) system on collecting containers which charge fees in accordance to the weight of organic waste bags. The results were surprisingly encouraging, with the RFID system leading to an average 25 percent reduction in household food waste, which also generated a decrease of up to one-third of the waste disposal fee. The classic fixed-fee system for Municipal Solid Waste (MSW) collection was replaced by a Volume Based Waste Fee (VBWF) in 1995, which had already led to a reduction of 13.9 percent in MSW and by 2004, increased the food waste recycling rate to 67.7 percent over 1994 levels (Ministry of Environment, Republic of Korea, 2006).

Box 32: Volume-based Radio Frequency Identification System (Korea)

Nonetheless, specific normative provisions imposing a duty to act upon people are most preferred and effectively workable at the lower stages of the waste hierarchy, namely at the waste management level, when the highest impact on natural resources has already occurred. In other words, if it is quite difficult to conceive normative provisions which directly force consumers and businesses to buy, order or serve just the right amount of food or prevent them from throwing away leftovers and be “environmentally responsible”, legislators can more easily use legal tools and impose economic burdens as an indirect deterrent to waste. Examples might refer to compulsory waste data reports for businesses, high landfill levies, “pay-as-you-throw” systems and, generally, any market-based instrument that reflect the real cost of natural resources use.

For this reason, it is essential that policy-makers adopt holistic preventive initiatives and take actions involving all stakeholders at all levels of the food value chain, granting meaningful room for cooperation, exchange of information, awareness campaigns and education so that, over the long term, there will be virtually no more need for direct intervention, and efforts will be focused on pushing waste up the hierarchy, reducing it to the minimum and re-using or recycling all inedible food.

Several governments are already moving in this direction, setting food waste reduction targets and making pledges to enhance the sustainability of the food chain, reduce dependency on natural resources and overturn consumption patterns (Box 33). Meanwhile, the EU Parliament has formally asked the EU Commission to take actions that support developing countries in improving the efficiency of their food supply chains and seriously commit to a regional reduction target specifically focused on food waste (Box 34).

Several policy documents and recommendations stress the importance of a combined effort by actors involved in the food and drink value chain as a drastic contribution to a resource efficient production and more achievable global food security (Box 35). Awareness raising campaigns have been looked at as an effective means to prevent and reduce food wastage, growing consensus on the need for public and private actions. The European Union has quantified the environmental and financial benefits of a sound bio-waste prevention policy – at US\$ 5.2 billion in financial benefits and 29 million tonnes of CO₂ (EU Commission (a), 2010). It is now urging its Member States to adequately address food waste issues within their new National Waste Prevention Programmes, which will be adopted by the end of 2013⁴.

In 2009, the Dutch Parliament issued a policy paper (Policy Agenda for Sustainable Food Systems) identifying a number of issues that could significantly contribute to the achievement of a more sustainable food chain. The adopted policy, aimed at a 20 percent food waste reduction by 2015, set a number of projects directed at raising consumers awareness and promoting technologies to reduce wastage in the agro-chain production. The document also urges legislators to repeal regulations which enhance food wastage, such as expiration dates regulations, liability for food donors and use of by-products as animal feedstuff. Among the Dutch most notable initiatives, the Small Business Innovation Re-use of by-products as animal feedstuff. Among the Dutch most notable initiatives, the Small Business Innovation Research instrument (part of the Impulse Programme for Sustainable Agro-chains) provides institutional support for initiatives aimed at preventing and reducing food waste. Through this, the Ministry of Agriculture, Nature and Food Quality provides grants and reimburses costs for research or training projects, feasibility studies, pilot projects, etc.

Box 33: Policy document on sustainable food (The Netherlands)

⁴ See Recital 30 of the EU Waste Framework Directive (Directive 2008/98/EC L 312/3) as amended in 2008.

Stressing the crucial role of food waste prevention and reduction in the fight against loss of natural resources, as well as in overcoming undernourishment in developing countries and mitigating climate change, the resolution adopted by the European Parliament in 2012 constitutes an important boost for both the Commission and Member States to take immediate actions to tackle the food waste emergency. Regarding the problem of post-harvest losses in developing countries, the Parliament states that “support given to developing countries to improve the efficiency of their food supply chains can not only directly benefit the local economies and sustainable growth in those countries but can also, indirectly, aid the global balance of trade in agricultural products and the redistribution of natural resources”. Furthermore, the Commission is asked to “take practical measures towards halving food waste by 2025 and at the same time preventing the generation of bio-waste,” to assess the impact of an enforcement policy on food waste based on “the polluter pays” principle and to cooperate with the FAO in setting common targets to reduce food waste at global level (EU Parliament, 2012).

Box 34: European Parliament Resolution on how to avoid food waste

Through its Roadmap to a Resource Efficient Europe, the European Commission has given great relevance to the issue of food waste in the context of a broader policy that aims at reducing GHG emissions, reliability upon natural resources, as well as the global impact of unsustainable consumption patterns. The Roadmap sets a (perhaps overambitious) target of reducing edible food waste produced at EU level by 50 percent by 2020. It also calls for a 20 percent reduction in the food chain’s resource inputs through the issue of incentives to healthier and more sustainable food production and consumption. However, food waste reduction targets have not yet made their way into the legislation, and the Commission is now asking Member States to address food waste and consider ways to lower the environmental impact of the food production chain through the implementation of appropriate National Waste Prevention Programmes (to be adopted by the end of 2013). In addition, the Roadmap encourages Member States to take actions to preserve resource efficiency, for example through addressing markets and prices, taxes and subsidies that do not reflect the real costs of resource use, and encouraging innovative “green” thinking for businesses and research. It also encourages all stakeholders to work toward more resource efficient production techniques and a significant reduction of food waste that will, in turn, contribute to improving resource distribution and food security at global level. The Commission is expected to issue a Communication on Sustainable Food by November 2013 that assesses the best measures to be taken throughout the food value chain in order to reduce food waste and its impact on the environment and natural resources (EU Commission, 2011).

Box 35: EU Commission Roadmap to a Resource-Efficient Europe

Revising regulation on 'best-before' and 'use-by' dates

Expiration date labeling standards for food constitute a major bone of contention in the crusade against food waste. Legislators (especially in developed countries) have adopted over-zealous safety standards for expiration date labeling and are now being asked to revise the relevant regulations, as well as issue clearer and more flexible guidelines for businesses and consumers. The goal is to avoid uncertainty over the meaning of "use-by" and "best-before" dates and, ultimately, reduce the tremendous amount of waste due to the confusion generated among consumers over food expiration dates.

In fact, a national survey conducted in the U.K. has shown that only half of the consumers identify the use-by date as the best indicator for food safety (Growth from Knowledge, 2009). Furthermore, the research has found that up to 20 percent of household food waste is due to consumer misunderstanding of date labels.

In addition, a considerable amount of food waste is to be linked to a common practice among food businesses – the so called "rule of the one-third". According to this rule, processed foods must reach the suppliers in up to one-third of their shelf-life time, in order to allow consumers to have a wide choice of very fresh products relatively far from the expiration date. If products fail to be delivered by the first third of their shelf-life, many retailers will reject the delivery and return the items to producers, thus creating unnecessary wastage of absolutely safe and quality food.

This situation has led some governments to undertake a revision of both distribution/retailing practices (Box 36) and the use of date labels in an attempt to avoid confusion among consumers and reduce food wastage along the value chain. Furthermore, in its recently approved Resolution (Box 34 above), the European Parliament asked the Commission to take a number of measures in order to reduce food waste upstream, such as dual-date labeling (sell-by and use-by), and discounted sale of foods close to their expiry date and of damaged goods⁵, as well as improved instructions for consumers on how to best store perishable products. However, it should be borne in mind that sell-by and display-until indications have been shown to create confusion among consumers, therefore their ban would certainly contribute to a significant reduction of waste (Box 37).

⁵ Point 30 of the European Parliament Resolution on how to avoid food wastage: strategies for a more efficient food chain in the EU (2011/2175(INI)).

In April 2011, the Japanese Consumer Affairs Agency (CAA) issued a revised version of its “Question & Answer” document for labeling of processed food in order to clarify: the issues of “use-by” and “best-before” dates; and the voluntary nature of the “one-third rule”. The document, mostly meant for businesses, promotes the listing of information for storage conditions and other best practices to facilitate consumer understanding of food labels. The Japanese Ministry of Economy, Trade and Industry recently involved 40 food retailers, producers and wholesalers in a remarkable initiative aimed at enhancing cooperation among businesses to ease food quality standards and improving communication between businesses and consumers so as to make a common effort to reduce food waste throughout the value chain. The participants also agreed to ease the “one-third” rule and propose flexible rules in order to tailor delivery schedules to the specific characteristics of each category of products.

Box 36: Guidance to clarify the ‘one-third’ rule and the meaning of ‘use-by’ and ‘best-before’ dates (Japan)

The UK Department for Environment, Food and Rural Affairs (DEFRA) has recently issued a revised version of its Guidance on the application of date labels to food (2011) aimed at clarifying the meaning of each food label. The guidance is meant to give consumers better understanding of the difference between the several labels and the consequence of eating a given product after the date displayed on the package, and to help businesses decide whether to use the “best-before” or the “use-by” date. It also provides examples of best practices for businesses, explains the meaning of “sell-by” and “display-until” dates, clarifying that there is no legal requirement for their application and encouraging businesses to explore alternative methods for stock control. It further specifies that “use-by” labels refer to the safety of the product and are intended for highly perishable foods, e.g. milk or yogurt, whereas “best-before” relates to the peak quality of the product, meaning that the food will still be safe to eat after that date although some particular characteristics such as taste, texture or appearance may be altered. The revised guidance does not put any legally binding provisions on food business operators, or amend the national or regional legislation. The legally binding provisions are found in the General Food Law Regulation (EC) 178/2002 and the Directive 2000/13/EC (DEFRA (a), 2011).

Box 37: Reducing expiration date confusion (UK)



Revising regulation on aesthetic requirements for fruit and vegetables

One of the major regulatory obstacles to the implementation of an effective waste prevention strategy is constituted by the existence of more or less strict quality and aesthetic requirements for fresh fruit and vegetables regarding the shape and size of the latter. Such selective standards are imposed on a compulsory basis by regulations so as to differentiate between premium, first and second class quality products. They also result from agreements among farmers, producers and retailers, mainly to satisfy consumers' demand of perfectly shaped and "good-looking" fruits. As a result, an incredible amount of absolutely tasty and safe food is thrown away before reaching the supermarkets only because of appearance.

One of the most convincing arguments against these regulations and agreements is clearly that standards (notably regulatory ones) should be based on safety rather than quality. Furthermore, consumers should be able to base their purchasing choices on the nutritional value of fruit and vegetables and be free to opt for "wonky" fruits at a lower price. These are some of the issues that the Commission was asked to consider when reviewing the regulation on aesthetic requirements for fruit and vegetables (Box 38).

Some supermarkets have begun relaxing their standards on fruit appearance, selling misshaped items for a reduced price and helping raise consumers awareness that ugly does not mean bad. Many initiatives have been promoted that raise awareness of the great potential of reducing appearance standards to reduce post-harvest losses mainly (but not only) in developing countries (Box 39).

A common effort by both legislators and retailers is needed to phase out these "quality" requirements which, in turn, will dramatically cut down food waste and enable farmers to reduce their post-harvest losses to the minimum. This also calls for awareness campaigns to be promoted by governments and businesses in order to spur consumers to opt for sustainable purchasing practices.

The European Union quality standards set for the import and purchase of fruit and vegetables in Regulation (EC) 1580/2007 has now been replaced by Regulation 1221/2008 (as amended by Regulation 543/2011). The new document introduces two types of marketing standards: specific market standards will be applied to a number of fruit and vegetables (reduced from 36 to 10) such as apples, citrus, pears, strawberries and tomatoes, and general marketing standards which will apply to all the other fruits and vegetables. The new regulation also provides that Member States can exempt products from specific market standards as long as they are labeled as "products intended for processing" or equivalent wording.

Box 38: EU Regulation on marketing standards for fruit and vegetables

At a special dinner held in Nairobi in February 2012, delegates and ministers from all over the world were served a delicious five-course meal prepared with products harvested in Kenya and destined to the export market but rejected by UK supermarkets. The dinner was held in connection with Universal Session of the UNEP Governing Council and Global Ministerial Forum (GC-GMF) in Nairobi to highlight the food loss emergency. Experts affirm that similar “rejecting” practices, based on aesthetic criteria and last-minute order reduction, happen worldwide on a regular basis which places an enormous and unjustified burden on small farmers who must bear the costs of the losses themselves. All the leftovers of this dinner were then donated to a local development organization, to support its feeding project in a local primary school. This provided a great opportunity for authorities to ask policy-makers and retailers to revise and relax their standards and take common actions in order to make sure that perfectly edible and nutritious “ugly” food does not go to waste unnecessarily, penalizing farmers, people who are not granted adequate access to food, and the environment.

Box 39: Zero Waste dinner at UNEP Headquarters (Kenya)

Regulating unfair practices in the retail supply chain

Unfair Trading Practices (UTPs) are practices that grossly deviate from good commercial conduct and are contrary to good faith and fair dealing (EU Commission, 2013). In the food sector, UTPs have clearly detrimental effects on the weaker actors of the supply chain, namely small farmers, especially in developing countries. Big retail companies and multinational suppliers have stronger bargaining position than farmers, who usually have no choice but to accept burdensome contractual terms proposed by the retailers, due to the fear of not concluding the contract or being cut out of the business.

Such unfair provisions might allow last minute unilateral changes in the agreed amount of food to be supplied, or allow retailers to reject food they consider unsuitable for selling, such as mis-shapen fruit and vegetables, because it would not meet consumer expectations and

The Groceries Code Adjudicator Bill, which passed in the UK Parliament in late 2012, creates a new regulator linked to the Office of Fair Trading (OFT), whose duty is to ensure that the statutory Groceries Supply Code of Practice (GSCOP) is adhered to properly. The GSCOP was created by the UK Competition Commission to ensure fair dealing between large supermarkets and their suppliers. In particular, the Code aims to protect farmers, including indirect suppliers in developing countries, from unfair trading practices of large retail buyers, including protecting them from having to bear the unpredictable costs of waste caused by supermarket buying policies, such as last minute cancellation of forecast orders. The Adjudicator will have the power to name and shame and, in some cases, fine retailers whose policies are in breach of the GSCOP.

Box 40: The Grocery Code Adjudicator Bill (UK)

choice. These business-to-business unfair practices have several consequences including loss of revenue for farmers and waste of human and natural resources. However, for the purpose of this paper, the most relevant consequences are wastage of perfectly edible food and the production of unnecessary surplus.

Although there might be space to create a secondary market for the rejected food, the UTPs should be totally eradicated considering the high social, economic and environmental implications of these practices. To this aim, many governments are already creating specific platforms aiming at implementing policies and fair practices guidelines and enforce mechanisms to solve the issue of UTPs (Box 40). In January 2013, the European Commission issued a Green Paper on UTPs to assess the extent of the problem and to spur Member States to implement and enforce stricter national rules to guarantee fairer and more balanced trading practices (EC, 2013).



Reuse

Definition

Reuse is usually defined as using an object or material again, either for its original purpose or for a similar purpose, without significantly altering the physical form of the object or material. What distinguishes reusing and recycling is that the latter alters the physical form of an object or material. Reuse is generally preferred to recycling because it consumes less energy and resources than recycling. Reusing food waste mainly involves redistributing it to alternative markets and, for example, using surplus for new business options, for charities, to clearance houses, or for animal feed.

Impact on natural resources

Reuse vs Reduce

As already shown above, the major impact of food wastage, in terms of natural resources use, happens at the agricultural production stage. The further down the supply chain the food wastage happens, the more natural resources already have been used and, therefore, the higher the wastage of natural resources. Governments, policy-makers and industries primarily focus on reusing and recycling and recovering in order to divert as much food waste as possible from landfills and comply with regulatory waste recycling and GHG emissions reduction targets. However, in terms of reducing the environmental, social and economic impacts of food wastage, avoiding food wastage in the first place has much greater potential of resource efficiency savings than just improving the management and disposal of food wastage after it occurs.

Reuse vs Recycle

Redistributing food fit for human consumption to lower income individuals before it is lost or wasted is a better option than using it to feed animals. This is undoubtedly correct from an ethical and social perspective, considering the high and rising numbers of hungry people in both developed and developing countries. Reuse, and to a lesser extent recycle, are favorable from an environmental point of view, as it avoids putting additional stress on natural resources to produce biomass for animal feed or energy feedstock. The “worst” of the two reuse options (i.e. feeding animals) is compared below with the “best” of the recovery options (i.e. energy from anaerobic digestion).

Sending food waste to anaerobic digestion nominally replaces conventional fossil fuel energy sources, so that the carbon savings are represented by the greenhouse gases that would have been emitted by generating the same amount of energy conventionally. On the other side, the carbon saved by giving food waste to pigs comes from avoiding to produce conventional pig feed made from grains and pulses, which requires tractors to be driven, land to be ploughed and agrochemicals to be manufactured. It appears that feeding swill is 63 percent more efficient than sending food waste for anaerobic digestion.

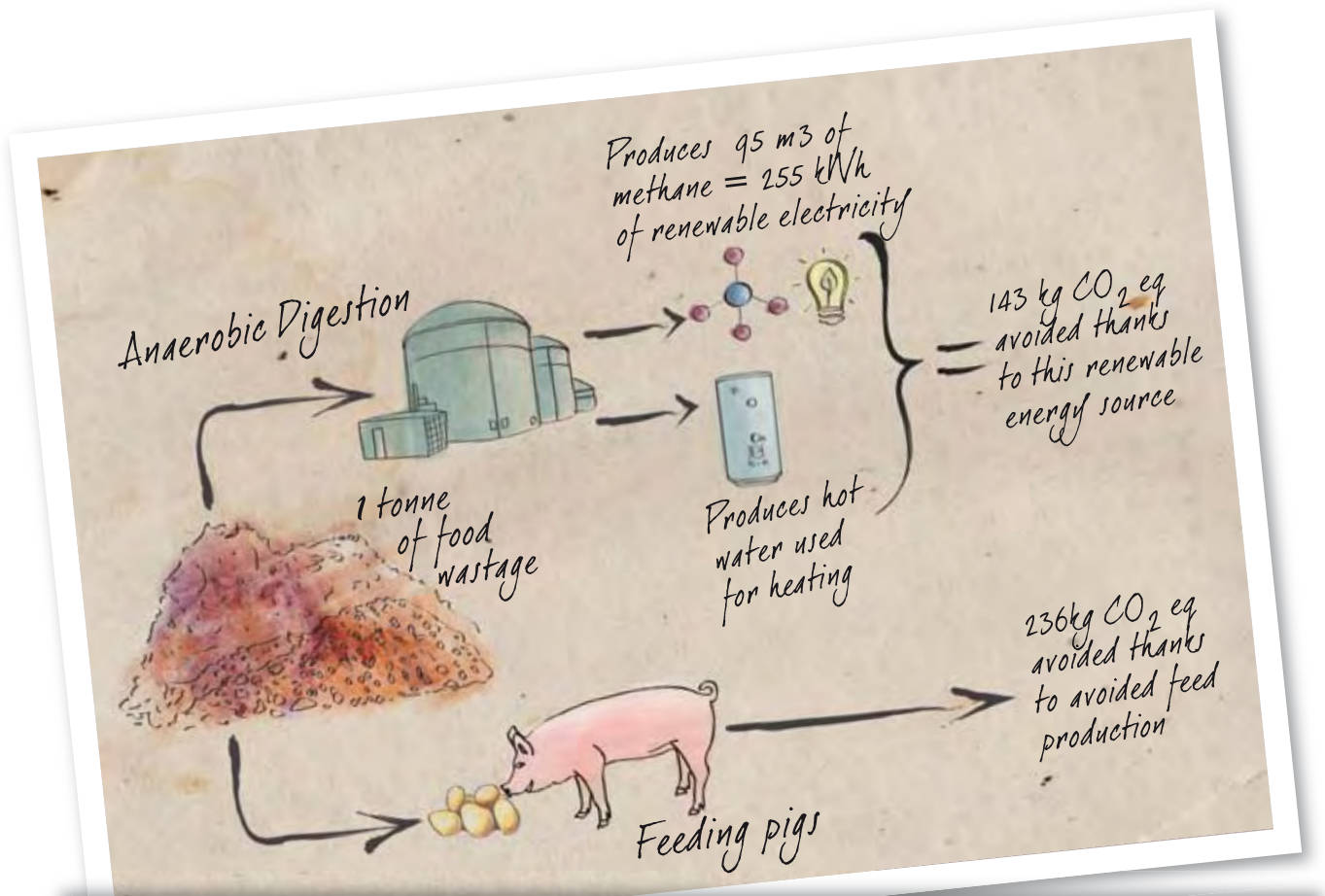


Figure 3. Basic illustration of GHG emissions saving from 1 tonne of wastage going through anaerobic digestion process or being fed to pigs

This figure would be much higher if emissions due to land use change induced by feed production, such as deforestation linked with soymeal production, were considered. Stuart estimates that if this is taken into consideration for a tonne of food waste with a similar nutritional quality to soymeal, it could be between 26 and 250 times better to give food waste to pigs than to put it in an anaerobic digester.

Furthermore, using food waste instead of cultivated animal feed would save around 1 million litres of water per tonne. Perhaps most significant of all is the avoided damage to the world's biodiversity currently caused by producing animal feed. Economically speaking, the potential supply to the economy of one tonne of food waste in an anaerobic digester would be US\$65. By contrast, a tonne of food waste converted into pork would have a retail value of around US\$580.

Using food waste as livestock feed has the potential to create revenue and jobs. In countries such as Japan and South Korea, businesses have been established to collect and process food waste and sell it to farmers. Before the ban, European pig farmers were paid to take food waste away from businesses. One farmer, for example, was paid US\$ 11 per tonne of food waste he would collect. He then blended with other ingredients and sold on to other pig farmers for up to US\$ 245 per tonne, earning up to US\$ 1.2 millions per year. All of this came to an end in 2001. Instead, food businesses now pay from US\$ 92 to over US\$ 154 per tonne to dispose of their food waste – costing the food industry across Europe millions of euros a year (Stuart, 2009).

One food manufacturer in England reported saving the equivalent of over US\$ 154 000 a year by selling its bread waste as livestock feed for US\$ 30 per tonne, instead of paying an anaerobic digestion plant US\$ 123 per tonne to dispose of it (Stuart, 2009).

The environmental and economic benefits of feeding food waste to livestock seem striking. However, the practice was banned in Europe following the 2001 disease (Bovine Spongiform Encephalopathy – BSE) outbreak in Britain which had devastating effects on the European meat industry. As discussed further below, using swill to feed livestock is thought to have been the origin of the outbreak, which led the EU to ban the practice of feeding any type of catering waste to livestock. As a result, most pigs today are fed on food that humans could eat – including crops such as soya, maize and wheat whose production contributes to deforestation and global warming – while at the same time, millions of tonnes of food waste not fit for human consumption that could be fed to animals goes to anaerobic digestion, incineration or landfill. When surplus food is properly heat-treated (cooked), any organisms that might otherwise cause disease are killed, making it safe to feed to animals. With due caution, a return to the traditional practice of feeding waste food to pigs would have major social, environmental and economic benefits, which are difficult to overlook.

Tips for reusing food wastage

Developing markets for products which wouldn't have stayed in the food chain otherwise

Gleaning unharvested produce

Gleaning is the practice of gathering crops that would otherwise be left in the fields to rot or ploughed under after harvest. Crops can be left in the fields for multiple reasons, ranging from failing to meet strict retail cosmetic standards, to overproduction in the more developed countries, to poor planning and market access issues in developing countries.

Learning that every year farmers plough under almost 50 percent of what they grow when market conditions make them unprofitable to harvest, pack and ship, a California man saw an enormous surplus of organic produce and an eager market looking to buy it, but a scarcity of good distribution options. He teamed up with Bi-Rite Market and several other California businesses to create minimally processed, shelf-stable products out of this extra produce. He bought the surplus produce at a reduced price from California farmers, in an effort to “capture the food at its very best moment,” preserve it, and sell it under their new label: The Gleaning Project. One of the Gleaning Project’s first experiments was green garlic, a crop that’s less perishable than most, making it the perfect starter crop. After buying 127 kg of green garlic at US\$2.75 per half kilo – US\$0.50 lower than the target price but high enough for the farmer to pay for labour and still make a profit. The project sent the main portion to a nearby commercial kitchen where it became 260 jars of green garlic pesto. A smaller portion went to local preservers, where they turned it into 85 jars of green garlic pickles. Now, both products are being sold at Bi-Rite for US\$9.99 per jar. According to Bain, “each of the partners got pretty close to equal portions of the final sale price of the product.” No one will see big money this year, but without the project, that 127 kg of green garlic would have become fertilizer in the fields. Plans are underway to turn apricots into jam and August’s booming tomato crop into sauce and then to look back and determine which products were most successful. The project’s success hinges on a number of factors and players, highlighting the interconnectedness and unpredictability of a local food system. The farmer may have only a few days to alert Bi-Rite of a surplus, and then there will be the need to find a commercial kitchen that can handle the pickling or preserving. Because many commercial kitchens have multiple week-long waiting lists, the companies associated with the project will play a crucial role by providing the space and skills for pickling on extremely short notice. The FWF model estimates, based on the average footprint of vegetables in the USA at the production phase, that saving 127 kg of garlic is equivalent to avoiding 306 kg CO₂e and wasting 12 m³ of water (Shanker, 2012).

Box 41: The useful business of gleaning and preserving (USA)



Most of the farmers consider that “nothing is lost when you turn something under; it just goes back into the dirt. Loss comes when money has been spent to pick something, wash it, pack it, refrigerate it, and put it in a box, then take it out of the box and throw it away.” But even if these are standard costs to farmers, all the energy and natural resources, such as water and land, used to grow these crops won’t be recovered while they have a real societal cost.

Businesses see an opportunity in being able to purchase food left in the field at a reduced rate and developing new food value chains (Box 41) while farmers can benefit from additional income.

Developing markets for products rejected by retailers but still good to be consumed

Most of the time, when products drop-out of the food supply chain while they are still perfectly fit to be sold and eaten, it is due to aesthetic criteria or lack of demand compared to the offer. Alternative market opportunities such as farmer markets (Boxes 42 and 43) or new supply chain activities (Box 44) are being developed to use these resources. This type of initiative has multiple benefits: economic (making a profit out of the product), social (giving buyers a feeling of good conscience and creating social links) and environmental (keeping all the resources used to create the product from going to waste and avoiding using additional resources to create a new product). The short supply chains created by farmers’ market are also particularly environmentally-friendly.

Even in richer countries, a large part of the crops could not be marketed if farmers markets were not available. Indeed, farmer markets are good outlets for products which don’t necessarily fit the supermarkets standards but are still entirely and safely edible. The testimony from Australia on farmers’ markets showcases some of their multiple benefits (Box 42).



Shoppers at farmers' markets in Australia affirm that they waste less of what they buy there because the produce seem to be fresher and to last a lot longer, meaning that less is thrown-out. They also say that the general quality of farmers' market produce is higher so, for example, they chop out less green or brown parts from the farmers' market potatoes than from the supermarket ones. So, while the gross price per kilogram might be higher at farmer's markets, the net (usable) price is much closer, or even lower. Farmers' market clients also appreciate the taste of produce more than its look, while aesthetics are key for supermarket shoppers.

Box 42: A farmers' market clients testimony (Australia)

The Boulder, Colorado, farmers' market is a Zero Waste market patronized by 15 000 customers a day. Everything sold at the market is either compostable or recyclable. Instead of waste bins, the market uses "Zero Waste Stations" consisting of two bins, one for compostable items and another for recyclables. Eco-Cycle, a non-profit recycling and Zero Waste service provider, manages the waste stream. Under the contract with Eco-Cycle, vendors are required to use bioplastics. Eco-Cycle purchases the bioplastics in bulk and then resells them to the vendors, thus ensuring that the prices are similar to those paid for the petro-plastic items used previously. Eco-Cycle delivers the compostable material to A-1 Organics, a privately owned and operated composting operation.

Box 43: Eco-Cycle's zero waste farmers' market (USA)

Following the success of Feeding the 5000, the same UK team has created a longer-term venture, making a viable product from fruit that would otherwise have gone to waste. A Taste of Freedom is a social and environmental venture that hinges on a novel sugar-free ice cream alternative called Fruit Screams, made from wholesome fruit that would otherwise have been wasted. A Taste of Freedom has also invented a unique ice-cream cone made from 100 percent pure dried fruit, all from produce that would otherwise have been wasted. They sell and deliver with a specially modified ice cream van, which is being converted to run off methane created from rotting food waste. A Taste of Freedom targets schools, particularly in low-income areas, where students have pronounced nutritional deficiencies. Each school is offered a complete educational, interactive experience encompassing food waste, healthy eating and sustainability issues.

Box 44: A Taste of Freedom's Fruit Screams (UK)

Redistributing food to the ones in need

In recent years, a growing number of food businesses along the supply chain began donating surplus food, which would have been wasted otherwise, to people in need. At present, the amount of food redistributed to charities that feed people remains a tiny fraction of the edible surplus food available globally, due to the fact that food redistribution faces a number of barriers. This means that a lot of work still needs to be done by public and private stakeholders to smooth this process.

In terms of the factors holding food donors back, retailers are largely influenced by the idea that it is cheaper and easier to send wastage to the landfill, although higher landfill taxes are now working as a deterrent. There is also the potential development of a black market, which could shrink the client base of the donor and damage its image.

However, the factor that has most restrained businesses from donating food surplus is undoubtedly the risk of being held legally liable in case of intoxication, illness or other injury due to the consumption of (mishandled) donated food. In order to incentivize food donations and avoid, at the same time, great quantities of still perfectly edible food to be thrown away, many governments have implemented acts and regulations aimed at protecting food donors from criminal and civil liability should the product – given away in good faith – cause any injury to a person.

The best known case of regulation for the mitigation of donors' liability is certainly the American Good Samaritan Food Donation Act 1996 (Box 45), but similar provisions can be found in other legislations, such as the Australian Civil Liabilities Amendment (Food Donations) Act 2005, the Canadian Donation of Food Act 1994 and the Italian Good Samaritan Law (Box 46). In 2011, a group of British parliamentarians proposed the adoption of a Food Waste Bill requiring food companies to take steps for the reduction of their food waste and for the redistribution of surplus to food banks. The proposed bill would also make provisions on liability exemption for food donors, as in the US Act. Notwithstanding the success of the first reading in March 2012, the bill did not complete its passage through UK Parliament before the end of the session.

In other countries, where normative acts have failed to be approved, local authorities have taken measures to encourage and sometimes compel food-related businesses and retailers to donate the unsold or discarded food to local charities and food banks (Box 47).

This act protects food donors from both “civil and criminal liability arising from the nature, age, packaging or condition of apparently wholesome food or apparently fit grocery products.” This means that food donors will not be liable for what they give away, except in cases of gross negligence or intentional misconduct. This bill is now backed by the Federal Food Donation Act 2008, which contains provisions aimed at supporting the work of food banks and charities that collect food and redistribute it to needy people, while it reiterates the exemption from liability for donors. Also, large companies are allowed to deduct the cost of the donated food against tax. Furthermore, community food providers, local authorities and health agencies usually offer a number of solutions and hints for donors to protect themselves from liability claims through, for example, establishing operational standards, handling procedures and sound product tracking systems. They also issue guidelines and materials to train staff and volunteers on the best ways to ensure that donated food stays fresh and safe until consumed. For example, the state of Minnesota has established the ‘Food Safety Guidelines for Onsite Feeding Locations, Food Shelves and Food Banks’ that duly guides community food providers.

Box 45: The Bill Emerson Good Samaritan Food Donation Act 1996 (USA)

In 2003, the Italian Parliament approved a law that enables schools, supermarkets, canteens and restaurants to donate all their leftovers and surplus to people in need. Notably, the law (Law of 25 June 2003, n. 155) exempts food donors from any burden regarding the issue of information after the delivery of food to charities and food banks, and from liability for the storage, transport and use of donated food.

Box 46: Rules governing the distribution of foodstuff for social solidarity purposes (Italy)

The Mayor of the small municipality of Herstal, Belgium, has added a condition for supermarkets to receive an environmental permit. The condition obliges them to donate their surplus food to food banks. If they refuse or fail to comply, their environmental permit would be withdrawn. This made people aware of the enormous quantities of food wasted daily in every supermarket. The initiative has been welcomed by most supermarkets of the municipality.

Box 47: Mayor obliges supermarkets to donate their food surplus (Belgium)

Lack of funds for the organization of logistics, namely transportation, is one of the most limiting factors in food redistribution. Nevertheless, a growing number of initiatives around the world are providing easily replicable examples (Boxes 48, 49 and 50), while economic pressures added to social and environment considerations make food businesses turn more and more towards food donations. Some charities are also looking at gleaning practices as a convenient way to introduce fresher fruit and vegetables in the diets of the poorest, as opposed to the processed and packaged food that charities have been traditionally able to access (Box 51).

While it is not advocated that food donations are the solution to food wastage or poverty, food redistribution can help alleviate the impacts of food poverty. It is the best option in terms of dealing with unavoidable food surplus from environmental, ethic and social perspectives. The poorest benefit from nutritious food, and the planet benefits from putting food already produced to its proper use instead of having to engage more resources in producing new foodstuffs. Volunteers have the opportunity to visit local farms and stores; many subsequently leverage their purchasing power at the grocery store or farms they have visited, thus creating a ripple effect. Donors can avoid waste management costs while also receiving positive publicity and tax breaks for their donated produce (as already happening in many countries), and they also know that the food they donated is helping alleviate hunger in their community.

With an aim to minimize food wastage and redistribute the surplus to the impoverished sections of the society, Annakshetra Foundation was set up in November 2010 in Jaipur. Within a short time, the foundation developed a network with over 1 500 hotels, marriage halls and other associations which provide surplus food to be redistributed in slums, orphanages and poor areas of the city. Once collected, the food is stored in the deep freezer and tested for nutrient value by experts. After being tested, it is distributed in slums and orphanages. Since its inception, the organization has served or distributed spare food to 15 879 needy people in the city. The volunteers also make sure that they sit and eat with the beneficiaries. The foundation, following the success of its pilot project, is now planning to set up similar centers in Delhi, Mumbai and Vadodara.

Box 48: Annakshetra Foundation redistributing surplus food among the needy (India)

In March 2010, the Mayor of London announced that the London Waste and Recycling Board would be working with the FareShare Community Food Network, a charity specialized in the collection of food waste that is past its date limit but still edible. Thanks to the municipality support through a US\$636 000 grant, FareShare constructed a warehouse to hold the food products and distribute meals to the underprivileged population of London. FareShare has operated as an independent charity since 2004, with 17 locations around the UK. The Community Food Network includes over 700 local charities and organizations which receive FareShare food and other support. The redistribution of food already helped businesses reduce carbon emissions by 13 950 tonnes in 2008–2009. Thanks to the new warehouse, almost 800 tonnes of food will be diverted from London's waste stream, and over 3 500 tonnes of CO₂eq will be kept from entering London's atmosphere. This new depot will supply almost 30 charities with food by the end of its first year – the equivalent of over 800 000 meals for the vulnerable.


Last Minute Market (LMM) is a project that links shops and producers who have unsold food which would otherwise be discarded, with people and charities that need food. Originating in Bologna, it is active in more than 40 Italian towns, with two new projects under development in Argentina and Brazil. LMM offers services to enterprises and institutions in order to prevent and reduce waste production at its origin. It also develops innovative services for the recovery and reuse of unsold goods. In 2008, nearly 170 tonnes of good edible food was recuperated from supermarkets alone through LMM, with a value of US\$ 840 000. Quantitative and qualitative data analysis has shown that LMM brings about environmental, economic and social benefits. If LMM Food were adopted nationwide in Italian supermarkets, small shops and cash and carry shops, the recuperated products would be worth more than US\$ 1.2 billions. Furthermore, these products could provide three meals a day to 636 000 people, or a total of some 580 million meals a year. It is also important to underline that – by sending these products to the landfill, 291 393 tonnes of CO₂eq emissions could be spared.

Parker Farms in Oak Grove, Virginia, USA, has welcomed gleaning groups since the late 1980s, to gather what is left after harvests. According to the farm manager, the biggest value to the farm is that product raised for the purpose of consumption is actually consumed. He also explained that much of the food gleaners do gather was initially left behind for purely cosmetic reasons – a curved cucumber or a sparse ear of corn, even though once sliced, no one would ever know it once was curved. During warmer months, groups from Bread for the City's programme called Glean for the City travel to Parker Farms with volunteers to gather discarded or overlooked produce, sometimes collecting up to 900 kg in a single trip. This collection of different kind of produce such as apples, sweet corn, squash and broccoli greatly improve the nutritional content of food shelter meals, while making the best use of the natural resources used to create this food. The FWF model calculates that, given the average footprint of vegetables in USA at the production level, saving 900 kg of produce is equivalent to saving 2 173 kg CO₂eq and 85 000 m³ of water.

Box 49: Giving vulnerable Londoners a “fair share” (UK)

Box 50: Last Minute Market (Italy)

Box 51: Gleaning and improving nutrition for food banks (USA)



Feeding to livestock food not fit for human consumption

The best use of food surplus unfit for human consumption – such as vegetable peelings or food unsafe for humans due to hygiene reasons – is to use it for animal feed, as this avoids having to use additional natural resources to produce feed for animals (Box 52).

Despite its environmental and economic advantages, many governments give the health hazard linked to feeding food wastage (swill) to animals primary importance and have implemented regulations that ban the use of certain categories of food waste to feed animals.

Indeed, the practice of swill feeding came to an abrupt end in 2001, when the UK government concluded that the catastrophic foot-and-mouth disease (Bovine Spongiform Encephalopathy – BSE) outbreak originated on a farm that was feeding swill to pigs. It turned out that the farmer had not observed the law on boiling food waste for an hour to kill off pathogens, such as the foot-and-mouth virus, and the untreated waste he allegedly fed his pigs may have contained illegally imported infected meat. The UK government decided to ban swill feeding and adopted the Animal by-Products Amendment (England) Order in 2001. It did not take long for other national authorities to implement similar measures, and prohibitions on the use of animal by-products as feedstuff were set also in the EU, USA (state of Texas), Australia and New Zealand.

In the UK, an estimated annual total of 1.7 million tonnes of restaurant, supermarket and industrial food waste which had been fed to pigs had to find a new destination after 2001. Although some has been fed to pets, most of it has been discarded in landfills. Rather than imposing a total ban on the use of animal by-products for feeding purposes, there is need for adequate enforcement measures and inspections of operators responsible for the use, disposal, transport, handling and storage of animal by-products. A relaxation of legislation on the use of animal proteins for feed for different animal species would contribute to the optimal reuse of residual animal waste. Several government, including the UK, are now taking steps in this sense, and a new regulation has been approved by the European Commission that re-introduces the possibility for Member States to use Processed Animal Proteins (PAPs) as feedstuff for farmed fish (Box 54).

National authorities worldwide have historically taken opposite viewpoints on how to regulate the use of animal by-products for feedstuff, so that even states within the same federation (such as in USA) have implemented very different regulations, either encouraging the use of animal by-products for feeding purposes, or banning it (Box 55).

It is important to note that restrictive measures on swill feeding apply only to animal by-products or other products that have been in contact with PAPs (whether cooked or raw). Nevertheless, quite a small fraction of 'non-contaminated' food (such as fruit and vegetables)

actually reach the feeding stage, mainly due to strict regulations on the traceability of animal residual products and the consequent unwillingness (and sometimes incapacity) of many businesses to appropriately separate and bundle residual flows (Waarts et al. 2011).

Legislative provisions on the use of animal by-products for feeding purposes need to be revised, in order to ensure a more appropriate balance between hygiene, health and food safety standards and the urgent necessity of reducing the wastage of valuable natural resources in terms of land, water and land used to produce great quantities of feed for livestock. A risk assessment on a case-by-case basis (depending on the type of animal residual flows and the geographical area), might also contribute to avoiding unnecessary waste.

Depending on the product and the relevant local regulation, food waste can be fed directly to animals, either slightly (sterilized) or heavily (dehydrated) processed. Most animal waste has to be treated, respecting the relevant standards, in order to prevent the risk of infectious diseases. The environmental impact (mostly GHG emissions, energy and water use) will then very much depend on the type of treatment required and the complexity of the procedure. Nevertheless, feeding food waste to animal is certainly better than having to bear the environmental and economic costs of producing new feedstuff and disposing of animal by-products. As explained by Kawashima (2004), swill can also help countries become less dependent on imported feed products, while lowering their GHG emissions considerably (Box 53).

Rutgers University in New Jersey is home to the third largest student dining operation in the USA. Dining facilities serve over 3.3 million meals and cater more than 5 000 events each year. Rutgers currently spends more than US\$100 000 per year to dispose of leftover food at its four dining halls. It pays a local pig farmer to haul away about 10 tonnes of food waste per day from the four dining halls. Rutgers boasts one of the best and oldest food recovery programmes in the country, beginning in the 1960s. After every meal, the staff takes trays from the busing stations to the kitchen and scrapes food from the dishware into a trough. The trough moves the food, as well as used napkins, into a pulper which pulverizes the food scraps and removes excess water, reducing the volume by up to 80 percent. The reduced quantities of waste are deposited in barrels that are stored in a refrigerator until the farmer hauls them to his farm which is less than 24 kilometers away. Water from the system is recycled to transport more scraps to the pulper. He uses the pulverized food scraps to feed his hogs and cattle, just as his grandfather did almost 50 years ago. For his services, the University pays US\$30 per tonne, as opposed to the approximately US\$60 it pays to haul a tonne of trash to the landfill. In 2007, this arrangement saved Rutgers more than US\$100 000 in hauling costs. While Rutgers incurs added maintenance costs from using the pulpers and refrigerated storage areas, pulping food scraps on site decreases the labour and storage space needed for waste management. Feeding food scraps to animals avoids methane, a greenhouse gas, generated from landfill disposal. Also, using food waste for animal feed preserves valuable resources, such as fresh water and arable land, since less feed needs to be produced.

Box 52: Feeding animals with leftovers (USA)

Food waste used to be well utilized as animal feed in Japan. However, it has declined due to the introduction of commercial concentrate feed and high performance exotic breeds, a strategy seeking more efficient production, and due to a change in lifestyle. While the food industry's by-products that do not fluctuate in quality and quantity are being used as a part of dried concentrate feed, or total mixed rations, the quality of most food waste fluctuates considerably and its safety is of concern. Consequently, its use as animal feed is limited and, as a result, wastes have been incinerated and put into landfill. This process induces emissions of GHGs and toxic substances such as dioxin and heavy metals. Each year, Japan food waste totals 20 million tonnes, of which 3 percent is used for fertilizer and 5 percent for feed. Moreover, self-sufficiency of food in Japan is only 40 percent. The very low self-sufficiency of animal feed (only 20 percent) is one of the major reasons for this high percentage and the poorly balanced feed supply makes the livestock sector unsustainable.

In order to alleviate the environmental burden of treating food waste and to reduce Japan's dependency on imported feedstuff, in 2001, the government adopted the Law for Promotion to Recover and Utilize Recyclable Food Resources (so called Food Recycling Law), which was revised in 2007. This provides mandatory recycling targets for food-related businesses (e.g. 85 percent for food manufacturers) and encourages them to reuse their food wastage as raw material for animal feed or fertilizer. The law's guidelines state: "Since it is the most effective way to utilize the nutrition or calorific value of the recycled food, besides contributing to [Japan's] self-sufficiency ratio for feed, it is important to make processing feed [from food waste] a priority." While pig farmers in other parts of the world are being bankrupt by the high cost of animal feed, Japan's pig farmers are being given a cheap, environmentally-friendly alternative. Businesses are now more aware of the great amount of food they discard, as well as of the economic and environmental advantages of reusing food for feeding purposes. In fact, the cost of recycled animal feed is about 50 percent lower than conventionally produced feed.

Inspired by this new law and frustrated with dumping loads of discarded food every day, a former garbage truck driver, started a food recycling company, Agri Gaia System, Japan's largest maker of recycled animal feed. His drivers cart truckloads of rice balls, sandwiches and milk discarded by over 2 thousands 7-Eleven stores to his factory on the outskirts of Tokyo, where the food scraps are turned into dry and liquid animal feed for pigs and chickens. The feed is not used for cattle or sheep because of strict health regulations that were imposed to prevent mad cow disease. Materials not suitable for animal feed are composted or processed into methane gas to be used as supplementary fuel for the mill. The Agri Gaia System plant has a daily processing capacity of 255 tonnes which has only a fraction (one-seventh) of the CO₂ emissions of the 200-tonne incineration plant that had burned the food waste.

Box 53: Reducing waste and recycling leftovers for animal feed (Japan)

The EU has clearly been particularly active on taking appropriate measures in order to prevent and control the threat of transmissible spongiform encephalopathies (TSEs) since the BSE (Mad Cow Disease) outbreak in 2001. At that time, the EU implemented very strict measures through EU Regulation No 999/2001, laying down rules for the prevention, control and eradication of TSEs. This was followed shortly by specific restrictive provisions on the use of animal by-products for feeding purposes as laid down in Regulation No 1774/2002 (now repealed by the new Regulation 1069/2009). Article 11 [Restriction on use] of Regulation 1069/2009 generally prohibits the use of PAPs for animal feeding, the only derogation being provided by article 18 [Special feeding purposes] which contemplates the possibility of feeding animal by-products to zoo/circus animals, fur and wild animals, dogs and cats and, in some circumstances (e.g. biodiversity conservation purposes), protected birds and other endangered species). Nevertheless, in January 2013, the Commission has approved Regulation No 56/2013 which repeals Regulation No 999/2001 and provides a partial derogation to the ban on the use of PAPs for feeding purposes in the aquaculture sector. The new regulation, which will come into force in June 2013, re-authorizes PAPs derived from non-ruminant farmed animals to be used as feed for farmed fish (animal by-products can include fish, the only exception being provided by the principle of no cannibalism – that is fish cannot be fed waste of same species). Feed has to be treated in specific processing plants and transported in specific containers in order to avoid contamination with feedstuff for cattle.

Box 54: EU legislation on the use of animal by-products to feed livestock

The US Federal Swine Health Protection Act regulates the use of animal by-product for swine feed and includes provisions, so as to reduce the risk of foreign animal diseases and the spread of harmful pathogens. It provides that animal waste or non-animal products that had contact with raw or improperly cooked meat products must be properly treated and cooked before being fed to swine. The Act leaves wide room for individual states to establish their own regulation, resulting in implementation of converse legislation. For instance, California, Nevada, New Jersey and North Carolina have adopted relaxed regulations with provisions similar to the one contained in the federal law, while other states, such as Georgia, Illinois, Wisconsin and Iowa, have chosen not to allow the use of any kind of animal by-products for feeding purposes. Prior to the BSE outbreak in 2001, the highest percentage of waste-fed animals in USA was found in Texas, Florida and New Jersey, which on their own constituted the 50 percent of the total. However, many states imposed temporary or permanent bans on feeding animal waste to swine; for example, the 2001 Texas Swine-Feeding Law' provisions were then relaxed by the exception mentioned under Section 165.026 on Feeding garbage to swine of the Texas Agriculture Code, which allows feeding PAPs to swine under certain circumstances. On the other hand, some other states have adopted more relaxed standards and allow animal waste to be fed to swine (provided that all the necessary treatment to prevent the transmission of diseases have been taken in accordance to the Swine Health Protection Act), with the exception of the no cannibalism principle (e.g. bill recently approved by the California Assembly Committee on Agriculture).

Box 55: Swine Health Protection Act 1980 (USA)



Recycle / Recover

Definition

Recycling means turning waste into a new substance or product, such as compost, while recovering implies the production of energy from waste (i.e. through anaerobic digestion). This category therefore comprises processing of wastage into nutrient and/or energy.

Impact on natural resources

When food wastage arrives at the stage where it must be recycled or recovered, it means that all the natural resources used to produce the food in the first place have been lost. These natural resources cannot be saved. Although some energy and nutrients could be recovered to avoid a higher environmental impact, it will only be a small fraction of the energy expended in growing, processing and transporting the food. For example, putting a tonne of tomatoes through an anaerobic digester would recover less than 0.75 percent of the emissions released in producing them in the first place. From a global warming perspective, that means it is at least 130 times better to avoid growing the tomatoes than to turn them into gas (Stuart, 2009).

Nevertheless, recycling or recovering food wastage is preferable to disposing it of in landfills, where degradation is responsible for high methane (a very potent GHG) emissions, as well as for considerable soil and water pollution. Anaerobic digesters have the double advantage of producing clean energy out of food waste and avoiding further GHG emissions. The decomposed residual waste left after the anaerobic digestion can be used as a “green” fertilizer and could potentially replace many industrial nitrogen fertilizers.

As composting doesn’t harness power, it is usually considered less efficient than anaerobic digestion. Nonetheless, compost breaks down the organic matter aerobically, releasing carbon dioxide rather than methane, and can be used to replace fertilizers. It is therefore considered better than landfill but it needs to be properly aerated to avoid producing ammonia, or even methane emissions.


Tips for food wastage recycling and recovering

In previous sections, the crucial role of governments and policy-makers has been highlighted with regards food wastage reduction, through appropriate frameworks and public and private participation and cooperation. In this context, regulators have long been engaged in efforts to develop sustainable waste management programmes, promoting and incentivizing source segregation of recyclable materials, recovery technologies/infrastructures (i.e. alternative waste management options) and energy recovery solutions, so as to maximize resource efficiency (Box 56), reduce disposal costs and achieve greater rates of renewable energy and GHG sequestration targets. In the last few years, the attention has been mainly focused on the

adoption of policies aimed at the recycling and sustainable management of Municipal Solid Waste (MSW), which usually accounts food as its largest component.

However, such efforts have proved insufficient for the effective treatment of food wastage, because wastage needs to be segregated at source in order to ensure the qualitative and quantitative maximization of the product recovered. To this aim, some governments are taking actions to address the issue of food waste source-separation and encourage recycling practices and sustainable waste management options (Box 57).

The Philippines Ecological Solid Waste Management Act of 2000 does not focus exclusively on food waste. Instead, it takes an important step forward, stressing the value of natural resources and the importance of maximizing resource conservation and recovery. Section 2 of the Act clarifies that, through the adoption of the ecological solid waste management programme, the State shall “set guidelines and targets for solid waste source reduction and volume reduction through re-use, and recovery.” The same section includes provisions aimed at promoting environmental awareness among young citizens through the integration of sustainable waste management and resource conservation/recovery classes into the academic curricula. Section 20 establishes mandatory solid waste diversion targets through re-use, recycling and composting activities, stating that targets have to be increased every three years. Incentives for organizations, businesses and local authorities with outstanding recycling and composting projects are also provided by virtue of Section 45.



Box 56: Ecological Solid Waste Management Act 2000 (Philippines)

In the absence of specific food waste legislation, European policy measures which promote the reduction and the recycling of food waste are based on the more general Waste Framework Directive 2008/98/EC and the Landfill Directive 1999/31/EC, which in turn provide the basis for Member States to implement national policies and encourage source segregation and separate collection of biodegradable solid waste (BSW) to divert it from landfills. Notably, the Landfill Directive imposes mandatory targets for the diversion of biodegradable waste from landfills, although it does not include any provisions specifying the preferred methods for the treatment of diverted waste. This gap enabled most national governments to opt for, and keep investing in, incineration plants – a choice that has the advantage of making it easier for states to comply with the targets of both the Landfill and the Renewable Energy Directives without being forced to develop new and costly AD facilities. Nevertheless, the amended Waste Framework Directive contains explicit provisions favoring the five-step hierarchy of biowaste management, stating in its Article 22 that Member States shall encourage: “(i) the separate collection with a view to the composting and digestion of bio-waste; (ii) the treatment of bio-waste in a way that fulfils a high level of environmental protection; and (iii) the use of environmentally safe materials produced from bio-waste.” Furthermore, Article 29 requires Member States to develop sound and sustainable National Waste Prevention Programmes which, according to the more recent Roadmap to a Resource Efficient Europe, shall include specific provisions to address the issue of food wastage.

Although the Parliamentary request for the adoption of an ad hoc Bio-waste Directive has so far fallen on deaf ears, some “soft law” documents have been published that assess and emphasize the negative impact of waste on natural resources and the environment, and push for the development of alternative waste management practices. Alongside the Thematic Strategy on the Prevention and Recycling of Waste, in 2008 the European Commission published a Green Paper on the management of biowaste that explores and explains the different options for closed-loop waste management facilities, such as anaerobic digestion and composting plants. In assessing the possibility of establishing common biowaste reduction and targets, and compulsory recycling legislation at European level, the Green Paper underlines the difficulty of establishing one-size-fits-all targets without provoking some sort of adverse effects in terms of environmental, economic and administrative impact. However, no binding requirements or legislative amendments have been approved that would drive Member States to opt for anaerobic digestion and composting plants, rather than incinerators to meet the biowaste diversion targets under the Landfill Directive.

Box 57: Promoting best treatment options for food waste diverted from landfills (EU)

Steps have been taken in some countries, such as Ireland, where regulators have shown a remarkable commitment not only to promote the source-segregation of food wastage and the advantages of reusing/recycling it, but also to incentivize the diversion from both landfills and incinerators (Box 58). Californian organic recycling policies also include notable provisions, through which the government is hoping to achieve higher food waste recycling targets, as well as lower GHG emissions (Box 59). Other national authorities have taken a number of (still insufficient) initiatives setting targets for composting, recycling and GHG emissions reduction from the management of waste, although these actions do not specifically focus on food (Box 60).

Ireland's Food Waste Regulations illustrate an exceptional case of how regulators can really take a leading role in driving a change in the business-as-usual practices of the food industry. The regulations promote the source segregation of food waste in order to facilitate the achievement of the EU Landfill Directive targets by directing food waste to composting and biogas plants rather than to incinerating plants. For example, Regulation 9 obliges food-related businesses that generate huge quantities of food waste, such as canteens, hotels, hospitals and supermarkets, making it compulsory for them to segregate food waste and make it available for separate collection and transfer to an authorized treatment process, provided that source-segregated collection is available. It is important to highlight that the regulations exclude incineration from the definition of "authorized treatment process", thus overcoming the aforementioned lacuna of the EU Landfill Directive. Similar provisions can also be found under the Scottish and Welsh legislation.

Box 58: The Waste Management (Food Waste) Regulations 2009 (Ireland)

The California recycling bills (Assembly Bill 341 and 323) require big private and public businesses and multi-family residential places to arrange for recycling services when they generate more than four cubic yards of commercial solid waste per week. This law came into force in July 2012 and aims to reduce GHG emissions by diverting commercial organic waste from landfills and meet the target of 75 percent solid waste diversion by 2020. Furthermore, in February 2013, the government introduced a package of policies supporting the development of composting and anaerobic digestion facilities, identifying in them "a cost-effective technology for reducing greenhouse gas emissions."

Box 59: The Mandatory Commercial Recycling Law and the Organics Recycling Package (California, USA)

Through the National Strategic Plan for Municipal Solid Waste, the government of Malaysia has set targets of 20 percent recycling and 100 percent separation at source for organic wastes by 2020. It is especially noteworthy considering that food waste constitutes approximately 50–60 percent of the total solid waste in major cities. However, implementation of a sound plan for minimizing and sustainably recycling food waste faces obstacles, due to: the lack of landfill taxes and mandatory waste separation at source; low collection fees; allocation of the greatest part of public funds to the collection of waste; weak enforcement; and limited coordination among stakeholders (Pargyropoulou, 2010). As a result, effective food waste segregation and recycling systems are still lacking, so food waste is currently disposed of in landfill with other organic wastes (Hamid et al., 2012). However, recent governmental actions seem to be encouraging. They are oriented toward allocating investments for the proper implementation of the Solid Waste Management and Public Cleansing Act 2007, funding alternative food waste treatments and Clean Development Mechanism (CDM) projects. The government has also committed to impose compulsory household waste separation in 2013, so as to facilitate separate treatment of organic waste in composting and anaerobic digestion plants. Furthermore, the Strategic Plan includes a number of mitigation strategies for the reduction of GHG emissions from the waste sector, which include reduction of organic waste generation, proper treatment/recycling of organic waste so as to minimize the amount disposed of, and appropriate landfilling management in order to ensure that GHG emissions from the site are properly captured. In its Second National Communication to the UNFCCC, the Ministry of Natural Resources and Environment committed to implement a number of green measures by 2020 through the Strategic Plan, the Waste Minimization Master Plan and the Action Plan, such as: composting food wastes; landfill gas CDM projects; and sending waste to energy recovery facilities.

Box 6o: Mitigation strategies for the reduction of GHG emissions from food waste recycling (Malaysia)



Such measures represent a starting point for the gradual adoption of sound holistic frameworks and the implementation of appropriate regulations that spur - and bind, where necessary - businesses and households to restrain the production of food waste and recycle the unavoidable part of it. Governments are also to support sustainable waste management practices and ensure that adequate incentives are provided for the development of anaerobic digestion plants and composting installations that treat food scraps as a resource rather than waste.

Recreating food from by-products and food waste


As discussed above, recuperating as much nutrients and energy from the food wastage as possible is important for preventing the need to use additional primary natural resources. It is possible to use food waste as a substrate to grow new food (Box 61), so that new soil nutrients will not be used, or to recycle food waste into new edible food (Box 62). Other options include recycling food waste into inedible products, which, even if it is less desirable, still saves key primary natural resources from being used (Box 63).

Gourmet mushrooms grow and flourish in recycled coffee grounds; thus, waste from one industry could be fertile ground for another. That has been the case with two Northern California companies; in fact, Back to the Roots grows its mushroom using coffee grounds from Peet's Coffee & Tea. In order to use leftover mushroom substrate for composting, the company developed an all-natural, sustainable, soil amendment entirely from the company's waste. Recently, it has introduced its organic MycoRootBoost fertilizer, made from mushroom mycelium. Back to the Roots has also created a Grow-Your-Own Mushroom Garden, so people can grow their own gourmet mushrooms at home. What started as a small-scale farm supplying local restaurants and a few groceries expanded to include the mushroom kits now sold at 1 000 retail centers nationally. In 2011, Back to the Roots collected, diverted and reused almost half a million kg of coffee grounds from Peet's Coffee & Tea and began collecting tofu and the waste from its processing, called okara, from Hodo Soy, spent grains and hops from Linden Street Brewery, and spent tea leaves from Numi Tea.

Box 61: Growing mushrooms out of coffee grounds (USA)

Great Lakes Brewing Co. (GLBC) in Cleveland, Ohio, provides farmers with spent grain and the scrap paper used in its pub menu. Its founders have incorporated “zero waste initiatives” into day-to-day operations. The objective is to make full use of the by-products generated from the brewing process. About 80 000 kg of spent grain (barley), 850 liters of used yeast and 130 kg of residual hops leave the brewery monthly. To meet its zero waste targets, the company operates a beer delivery truck and shuttle bus called “The Fatty Wagon” that runs on straight restaurant vegetable oil, which means its engine produces 40 percent less soot than diesel and is 25 percent cleaner. The company’s restaurant also makes its cracked barley beer bread and pretzels using grains from the brewing process. The brewery grain is also used as a substrate by the Killbuck Farms for growing organic shitake and oyster mushrooms. The substrate is combined with sawdust and paper to serve as a medium for growing the organic mushrooms used in entrees. GLBC’s Brewpub regularly features all-natural beef, pork, chicken, cheese and produce from local, organic farmers. A number of local farmers are raising livestock on a diet of brewery grains. Most of the residuals are collected in 7-tonne trailer loads by a dairy farmer, who blends the mixture with other ingredients such as corn and soybean feed more than 200 cows. GLBC also produces natural fertilizer with vermicomposting – meaning a portion of kitchen scraps, grain and cardboard is fed to worms. The castings produced by the worms are used to fertilize the restaurant’s herbs and vegetables. Instead of throwing away “low-fill beers” (bottles of beer that cannot be filled because they are not filled to the maximum level), GLBC minimizes the waste by using the beer in a variety of menu items.

Box 62: A whole new food range from by-products (USA)



Researchers at University Sains Malaysia (USM) convert tropical fruit waste into flour, which they fabricate into biodegradable plastic film, FruitPlast. FruitPlast stands up in both tensile strength and “elongation at break” level, compared with normal plastic wraps, but degrades from the film naturally in three to six months when exposed to elements, but will last one to two years on the shelf. They cost 10 percent less than the current commercially used non-biodegradable plastic bags. This technique has the double environmental advantage of making functional use of waste and reducing the production of packaging.

Box 63: Bags developed from fruit waste (Malaysia)

Anaerobic digestion

In anaerobic digestion, food waste is microbiologically broken down in enclosed containers in the near absence of oxygen. The process produces two main outputs: digestate, which can be used instead of fossil fuel-intensive fertilizers, and biogas which can be used to generate vehicle fuel, heat or electricity, or it can be refined and directly injected into the gas grid. Each of these outputs has a different degree of environmental benefit, and may be more or less exploitable, depending on the plant location. In any case, the combination of both digestate and biogas means that anaerobic digestion is environmentally preferable to composting (DEFRA (b), 2011).

Several governments have found that anaerobic digestion presents a convenient way to divert waste from landfills, and national standards bodies are developing standards that will remove major barriers to the development of anaerobic digestion technologies and markets for digested materials (Box 64). The development of anaerobic digestion plants makes it easier for states to meet the targets set for increasing the share of renewable energies and for diverting biowaste from landfills and avoiding incineration. Construction and maintenance of anaerobic digesters is expensive and requires subsidies. In the UK, where anaerobic digestion is already eligible for financial support under the Renewables Obligation and the Renewable Heat Incentive, the Department of Transport is planning to introduce financial support to biofuels produced from waste that is double its support for less sustainable crop-based biofuels (DEFRA, 2011).

The BSI PAS 110 is supporting creation of a sound market for digested materials by setting minimum requirements that will enable businesses to demonstrate the high quality of bio-fertilizers and the control and management techniques (Quality Management System) used for anaerobic digestion. In countries that have adopted Anaerobic Digestion Quality Protocols, it might be possible for businesses producing biofertilizer that conforms to the PAS requirements to be exempted from provisions of environmental and waste management regulations. The BSI PAS document provides wide guidelines for businesses that assist them in managing anaerobic digestion procedures, from the separation of materials to the processing, validation, labeling and placement of the final products on the market.

Box 64: The British Standards Institution Publicly Available Specification (UK)

Until recently, this technology was mainly implemented in developed countries. There was rapid expansion of the model, although with various designs of differing complexities (Box 68). Now, as developing countries are facing increased problems of municipal waste disposal and soaring fuel prices, they are looking at low-technology set-ups, particularly adapted for them to cope with these new challenges (Boxes 65 and 66); anaerobic digestion is providing them with a great source of clean energy and organic fertilizers.

BIOTECH is an agency of the Indian Ministry of Non-Conventional Energy Sources. It develops and installs plants that generate biogas from domestic biodegradable waste such as cooked food waste, vegetable waste and waste water from kitchens (5 kg of kitchen waste produce one cubic meter of biogas, which is enough to meet about 50 percent of daily cooking needs for a family of 3 to 5 people). BIOTECH has also established decentralized plants for the anaerobic digestion of organic market waste or municipal solid or slaughterhouse waste. The electricity generated from the decentralized plants is used for street lighting and distributed to households. Furthermore, in 2003, the Appropriate Rural Technology Institute (ARTI) developed a compact biogas plant for the treatment of organic waste at the household level. It requires 1–2 kg of food waste per day and is compact enough to be used by both rural and urban households. Approximately 2 000 such plants are currently in use in households in Maharashtra, India, and a few ARTI biogas plants have also been installed in Tanzania. Anaerobic digestion represents a great source of clean energy, able to replace carbon intensive traditional energy sources (Spuhler).

Box 65: Waste turned into biogas for household (India and Tanzania)

In Thailand, the development of alternative energy sources became especially critical when the government set 2011 as the target date for 8 percent of the nation's total energy reduction (Mueller, 2007). This gave rise to various large-scale biogas projects. For example, the Rayong Municipality constructed a wet fed-batch high-solids plant for the treatment of the organic portion of municipal solid waste. The plant is comprised of two systems: a process that converts waste to biogas and fertilizer, and a biogas-fired cogeneration process. In addition to the solid organic waste from the municipality, the Rayong plant processes food, vegetable and fruit waste and human waste as waste materials. The plant can handle 60 tonnes of waste per day. As a result, it can turn out 5 800 tonnes of organic fertilizer and electricity of about 5 million kWh, which in turn prevents 3 656 tonne CO₂ eq. emissions that would have come if waste was sent to unmanaged landfill instead (Spuhler).

Box 66: Creating electricity and fertilizers from organic municipal waste (Thailand)

A practical urban biogas system, developed by three Japanese companies and announced in May 2010, has been adopted and is being constructed for the Tower Pavilion of Abenobashi Terminal Building, a multipurpose commercial facility in Osaka City. When in operation in 2014, it will generate methane gas by making use of waste food, kitchen waste water and other wastes that are discharged from the complex's hotels, restaurants and department stores. The methane gas will be used as fuel for gas engines and boilers to generate electricity and heat. This system's big merit is that waste food discharged from urban high-rise buildings located in the city center can be reused as energy on the spot. The system produces biogas by fermenting raw garbage, plus kitchen wastewater and sludge from recycled wastewater treatment systems in a methane fermentation tank. These substances can be treated inside the building, ending the need to send them to an outside plant for treatment. In the future, Takenaka Corporation proposes to use this system in other building complexes and redevelopment projects in other city centres.

Box 67: Food waste gets you warm (Japan)

Composting

Composting can convert the broadest range of organic waste materials into a valued finished product offering a number of benefits: saving money by conserving water in the soil and reducing the commercial fertilizer requirements; improving soil health; preventing soil erosion; and raising awareness of the amount of food wasted.

In USA, only a very low percentage of all the food wastage is composted. The vast majority ends-up in landfills with food representing the largest part of municipal solid waste. This means that improvement is not only possible, but also greatly needed to halt wastage of natural resources and contamination from rotting food in landfills. National and supranational authorities are increasingly committing to implementing strategies and reviewing legislation on organic waste management in order to promote and facilitate the development of both private and professional composting facilities as an effective means to divert biowaste from landfills (Boxes 68 and 69).

The government of South Africa is currently working on the implementation of an organic waste composting strategy on the basis of the provisions of the National Environmental Management: Waste Act 2008, as well as the National Waste Management Strategy 2011. The strategy promotes composting as an effective management solution for diverting biodegradable waste from landfill sites. South African authorities believe that its adoption will facilitate the endorsement of regulations and the development of standards that guarantee environmentally sound treatment for organic waste. The strategy differentiates three categories of organic waste, depending on the level of hazard for the environment: Category 1 includes waste considered to have the lowest impact on the environment (wood and green waste); Category 2 includes fruit, vegetables and drinks; and Category 3 includes animal by-products, fatty oils and household domestic mixed waste which has the highest environmental impact. The strategy identifies legislative gaps and limitations, and proposes solutions and options for the maximization of composting opportunities. It also calls for sound cooperation between local and national public authorities and the private sector for the development of capacity-building programmes and composting facilities, and it reiterates South Africa's commitment to meeting landfill diversion targets for organic waste as provided under its National Waste Management Strategy 2011.

South Africa also has identified other practical solutions that promote organic waste treatment facilities and divert biowaste from landfills such as: government funding and subsidies to private and local authorities; green funding through the Development Bank of South Africa; use of carbon credits and CDM projects; use of standards to check compliance for waste management businesses; a gradual ban of organic waste from landfills; and public awareness and education campaigns and programmes to assist citizens with source separation, home or communal composting and reuse.

It is also worth noticing that there are already some pioneering projects related to the reduction of organic waste going to landfill. One of them is the Reliance compost project in Cape Town. About 800 tons of organic waste are daily collected, chipped and composted. This project has been developed and up-scaled already five years ago together with the consulting firm Soil & More International from the Netherlands who also helped the Reliance project to generate carbon credits, verified through TÜV-Nord from Germany, an accredited UNFCCC certification body.

Box 68: National Organic Waste Composting Strategy 2013 (South Africa)

When nutrients go back to the soil, it can close the production cycle (Box 70). However, it is important to remember that even if some of the soil nutrients return to the soil this way, many other resources, such as carbon, water, land and biodiversity, have been impacted by the creation of the food itself – more than what returns to the soil. Moreover, it is very unlikely that the soil used to grow the resource is the same soil that receives the compost afterwards.

Taiwan (Province of China) has successfully implemented zero-waste policies, experiencing economic growth, while controlling waste generation. Its Environmental Protection Administration (EPA) began promoting source separation and recycling of food waste in 2001; by 2009, 319 municipalities were benefiting from food waste recycling systems. Through the Food Waste Recovery and Reuse Plan, which includes awareness-raising campaigns, promotion and incentives for composting facilities, the food waste recycled daily is tantamount to the volume of waste processed. This is done using two 900 tonne incineration plants, with daily collection rates rising from 80 tonnes in 2001 to 1 997 tonnes in 2009, of which approximately 75 percent is used as pig feedstuff, 24 percent is composted and only 1 percent undergoes other treatments (Allen, 2012). In addition, due to the decrease in waste, three incineration plants in Taipei were forced to halve their operations. This shows that sound commitment and cooperation among public and private authorities and citizens is an effective means to achieve food waste reduction and high recycling rates. The EPA also promotes initiatives to enhance home compost treatment facilities and is seeking private investments to increase the compost market.

Box 69: The Food Recovery and Reuse Plan (Taiwan)

A high-end hotel, the Four Seasons of Philadelphia, Pennsylvania, and a composter at the local Two Particular Acres farm have entered a partnership to return fine dining to the earth. Through the partnership, the hotel staff deposits all organic kitchen discards (food scraps plus paper, cardboard, and biodegradable packaging, napkins, and dishware) into the composting bins. At the end of each day, the bins are trucked 56 km to Two Particular Acres. The truck runs on biodiesel made from Four Seasons' used cooking oils, and the kitchen scraps become compost, which the hotel then purchases to use in its gardens and landscapes. This symbiotic, closed-loop system has proven cost-effective for both parties. The hotel rents each 68 kg kitchen composting bin for US\$40 per month, and pays Two Particular Acres US\$35 per tonne to pick-up its organic waste in addition to a monthly service fee. In total, sending waste for composting costs the hotel 30 percent less than landfilling, at just under \$0.08 per kilo versus \$0.12 cents per kilo. With 110 metric tonnes of organic waste from the kitchen each year, that means an annual savings of more than US\$4 800. By composting instead of landfilling its kitchen scraps, Four Seasons keeps 52 metric tonnes of CO₂e out of the atmosphere each year, an emissions reduction tantamount to decreasing annual oil consumption by 110 barrels. To encourage other operations to establish similar food scrap collections, Two Particular Acres offers training for the US Environmental Protection Agency's (EPA's) Campaign to Mid-Atlantic State Farmers to Promote Organic Materials Composting, a free, peer-to-peer training programme to help farmers start composting commercial kitchen discards. Other agencies, such as the Pennsylvania Department of Environmental Protection (DEP) and the US Department of Agriculture (USDA), offer grants to educate farmers and assist with the initial costs of purchasing composting equipment.

Box 70: Closing the loop by returning fine dining to the earth (USA)

In-vessel composting

In-vessel Composting (IVC) comprises a group of methods that confine composting materials within a building, container or vessel. IVC systems can consist of metal or plastic tanks or concrete bunkers in which airflow and temperature can be controlled. Generally, buried tubes inject fresh air under pressure, with the exhaust being extracted through a biofilter, and temperature and moisture conditions are monitored via probes in the mass which ensure maintenance of optimum aerobic decomposition conditions.

This technique is generally used for municipal-scale organic waste processing (Box 71), bringing sewage biosolids to a safe stable state for reclamation as a soil amendment. IVC can also refer to aerated static pile composting with the addition of removable covers that enclose the piles. This system is in extensive use by farmer groups in Thailand, supported by the National Science and Technology Development Agency.

Offensive odors caused by putrefaction (anaerobic decomposition) of nitrogenous animal and vegetable matter gassing-off as ammonia are controlled with a higher carbon-to-nitrogen ratio or increased aeration by ventilation, and by using a coarser grade of carbon material that allows better air circulation. The biofilter prevents and captures any naturally occurring gases (volatile organic compounds) during the hot aerobic composting involved. As the filtering material saturates over time, it can be used in the composting process and replaced with fresh material.

Another, more advanced system design limits the odor issues considerably, and it is also able to raise the total energy and resource output by integrating IVC with anaerobic digestion. In this approach, the bio-reactor subjects batches of organic material to anaerobic digestion, and then switches to composting through the use of forced aeration.



In 1989, California passed a law requiring municipalities to divert 50 percent of waste from landfills by 2000, or else, pay US\$10 000 a day in fines. In 2006, the city of San Francisco directed its contracted waste hauler, Recology, to institute the Commercial Recycling Discount, giving businesses a break of up to 75 percent on their trash bills for recycling and composting. In 2009, the San Francisco Board of Supervisors adopted the Mandatory Recycling and Composting Ordinance (No. 100/09) requiring every property in the city to participate in recycling and composting programmes. San Francisco was the first North American city to pass legislation compelling all households to separate both recyclable and compostable waste, with a goal of 75 percent diversion by 2010 and zero waste by 2020. Asking residents to separate their food waste has fostered a new era of awareness. The programme now recycles nearly 220 000 tonnes of organic waste annually, producing compost utilized by area farms, vineyards and residents. The Recology programme began in 1996 and, by 2011, it had composted more than 907 000 tonnes of food scraps and vegetative waste from San Francisco residences and businesses. In 2010, 400 000 tonnes of trash went to landfill, the lowest in history, and the total has drastically decreased by 80 percent, as compared to 1996 level. Collection of compostable material has increased from about 400 to 600 tonnes a day. Nutrient-rich compost created by the municipal programme is made available to area organic farmers and wine producers, helping to reduce resource consumption in agriculture. According to Recology, the CO₂ emissions avoided were tantamount to removing all traffic that traverses the Bay Bridge for 777 days.

Box 71: Support of public authorities to composting (USA)

Home composting

Home composting offers high environmental benefits as an alternative to peat-based composts. Home composting can potentially divert up to 150 kg of waste per household per year from local collection authorities. Local authorities should therefore consider promoting home composting (Box 72) alongside their other collection schemes. A simple Internet search on home composting yields a multitude of home composting guides adapted to different users' particular situations. This does not mean that composting ranks above other options in the food waste hierarchy, but it should complement them (DEFRA (b), 2011).

Not all domestic food waste is suitable for home composting, e.g. cooked food or foodstuffs of animal origin, which may attract vermin. Other systems, including anaerobic digestion and in-vessel composting, are able to handle wider ranges of food.

Lipor is the service responsible for the management of around 480 000 tonnes of municipal solid waste per year in the 16 municipalities of Greater Porto. Lipor also promotes home composting, makes subsidized composting bins available, and provides training in composting, as well as other ways of managing biowaste such as on-site composting in schools, companies and other institutions. The programme targets the placement of 10 000 composting bins. Its Terra à Terra home composting project promotes organic waste reduction at households, schools, institutions and companies of the area's municipalities. The 10 000 composting bins are given to the participants who attend a three-hour free composting session. Lipor provides continuous assistance to the participants through answering the phone or giving assistance at the residences. The real cost of a compost bin is around US\$53 and is financed partly by Lipor and partly by the EU Cohesion Fund – which promotes and funds projects in the fields of the environment and trans-European infrastructure. Lipor has so far distributed more than 6 200 composting bins, with each bin responsible for reducing more than 480 kg of biowaste a year. This project has the potential to reduce biowaste by about 4 800 tonnes a year, assuming that 10 000 compost bins are distributed and properly used. Lipor aims to prevent the emission of 845 tonne CO₂ eq per year, as 1 tonne of incinerated biowaste equals 0,17 tonne of CO₂ eq (Dohogne).

Box 72: Terra à Terra home composting project (Portugal)

Incineration with energy recovery

Food waste is combustible, but its high moisture content makes it better suited for anaerobic digestion. Research suggests that composting remains preferable to combustion with energy recovery. In addition, in terms of electricity generated, incinerators are less efficient than coal-fired power stations. Nevertheless, as a renewable material, food wastage replaces the combustion of fossil fuels when energy is recovered, and so even in incineration facilities which only recover electricity, it still offers some environmental benefit.

Incinerating plants offer an attractive alternative to landfills for countries with limited land availability and countries that need to comply with waste-to-landfill reduction targets. For example, this solution has been the most popular in the EU, where member states have found incineration a convenient and well-established option for meeting the requirements set under its landfill and the renewable energy directives. Many countries that have banned (or consid-

erably reduced) municipal solid waste from landfills now rely increasingly on incineration. In Sweden, for instance, incinerating rates increased from 28 percent in 2001 to 37 percent in 2007.

New incinerating plants are being planned or are under construction worldwide, in spite of the number of problematic implications they have been shown to generate at economic, social and environmental levels. Economic implications include the high cost of planning, building and operating incinerators. The social and environmental aspects are highly interlinked and usually concern the impact of harmful pollutants and ashes not only on health, but also on the quality of air, soil, water and the landscape.

Nevertheless, some national authorities are considering implementing regulations that call for diverting all the separately collected biodegradable waste from both landfills and incinerating plants. In fact, this has already been implemented in Scotland and Ireland (see Box 73). This kind of legislation would have great consequences on the impact of food wastage on the environment and would shift investments to greener and more sustainable and environmentally advantageous waste management technologies, notably anaerobic digestion and composting plants.

The Scottish Waste Regulations, approved in May 2012, established a general obligation for food businesses to source-segregate the biodegradable waste they produce and make it available for separate collection and recycling. In addition, businesses are expected to present metal, glass, paper, plastic and food for separate collection by 1 January 2014. Most importantly, the regulations require businesses to prepare their food waste for recycling in authorized facilities. In this case, authorized treatment calls for processing, transformation or use as raw material in an authorized facility “other than incineration.” Big food businesses – those that produce more than 50 kg of food waste per week – are required to provide separately collected food waste starting from 1 January 2014. Smaller businesses – those that produce more than 5 kg of food waste per week – will follow starting from 1 January 2016. There are exceptions for food business located in rural areas and small businesses with up to 5 kg food waste production. Looking ahead, a ban on biodegradable waste landfilling practices will come into effect from 1 January 2021.

Similar provisions had already come into force in 2009 in Ireland with the Waste Management (Food Waste) Regulations 2009 (S.I. No. 508 of 2009).

Scottish & Newcastle (now owned by Heineken), the UK's largest beer and cider company, installed biomass plants in two of its breweries to burn spent grain and locally-sourced woodchips. The steam and electricity generated by these combined heat and power (CHP) plants are used for the breweries' processes. The Royal Brewery in Manchester, UK, produces many internationally known beers, including Foster's Lager and Kronenbourg 1664. According to a Greenpeace UK case study, burning the 42 000 tonnes of spent grain this brewery produces each year will supply 60 percent of the site's steam and almost all of its electricity. The result is an 87 percent reduction in fossil fuel emissions. Scottish & Newcastle UK reports that the plant could reduce Foster's carbon footprint by as much as 15 percent. The Royal Brewery CHP plant produces 7.4 megawatts (MW) of thermal power and 3.1 MW of electricity, fueled by a mixture of spent grain left over from the brewing process and clean wood waste. Wood is required due to insufficient quantities of spent grain.

Box 74: Converting spent grain into renewable energy (UK)

Rendering

Rendering is a treatment process through which food waste and other animal by-products are heated at high temperature, sometimes under pressure, to remove moisture and facilitate separating the tallow (fat) from the protein material. The tallow can be used to produce tires and paint, and small amounts may also be used as animal feed, fertilizers or as a fuel. The protein element can be dried and, subject to animal by-product controls, used as a protein source in pet food and as a fuel. There is currently no research into the relative environmental merits of rendering compared to other processes.

Nevertheless, a recent study on rendering unavoidable animal by-products (ABP) showed that the environmental impact was low relative to vegetable products, such as palm oil and soy bean meal because: ABPs wastes do not incur the environmental burden of their production; and the rendering process produces biofuels that can be used to generate energy, off-setting the use of fossil fuels in other systems.



Landfill

(burying or dumping): last resort option

Landfilling should be considered only as a last resort, as it has multiple environmental, social and economic negative impacts. However, it remains the primary waste disposal strategy internationally. Landfilling can consist of burying or dumping waste, which have worse environmental impact than incineration.

Impact on natural resources

Once organic waste is deposited in a landfill, microorganisms begin to consume the carbon it contains, causing decomposition. Under the anaerobic conditions prevalent in landfills, methane-producing bacteria will develop. As bacteria decompose organic matter over time, methane (approximately 50 percent), carbon dioxide (approximately 50 percent) and other trace amounts of gaseous compounds (< 1 percent) are generated and form landfill gas. The amount of degradable organic matter within food waste is much higher than in average municipal solid waste, which contains only minimal organic material. In other words, under the same conditions, 1 kg of food waste will generate more methane (CH₄) than 1 kg of average municipal solid waste.

Methane emissions from landfill represent the largest source of GHG emissions from the waste sector, contributing around 700 Mt CO₂ eq (UNEP, 2010). At global level, the environmental impact of incineration is minor compared with landfilling, as it contributes around 40 Mt CO₂ eq. Direct emissions from facilities are predominantly fossil and biogenic CO₂. There are also low emissions of CH₄ and N₂O, which are determined according to the type of technology and combustion conditions. The amounts of fossil and biogenic carbon in the waste input vary significantly among countries, regions and even facilities.

Uncontrolled landfills (or illegal dumping) are a potential source of alteration and degradation of different systems that make-up the natural environment (i.e. atmosphere, land, water) and can also incubate disease and infection which have repercussions on human health. Gases escaping from landfills contain toxic pollutants that have serious effects on health and climate. They are the largest global source of human-created methane emissions, a toxic GHG that is 25 to 72 times more potent than carbon dioxide. Because of these implications, it was first decided to bury the waste taking all the necessary measures, so as to mitigate and minimize the environmental impact of landfilling. Later on, it was thought that burning waste through incinerating plants would be a better solution in terms of environmental impact, compared to landfilling.

Both burying and dumping sites occupy precious land surface, impacting natural ecosystems and preventing productive uses of the lands. Dumping landfills are usually less controlled than burying ones (considered as more advanced) and are associated with higher environmental footprints. For example, the following considerations must be taken into account when locating a controlled landfill:

- ✓ distances from the boundary of the landfill to residential and recreational areas, waterways, bodies of water and other agricultural or urban areas;
- ✓ existence of groundwater, coastal water or nature reserves in the area;
- ✓ geological and hydro-geological conditions of the area;
- ✓ risk of flooding, subsidence and landslides in the landfill site;
- ✓ protection of natural or cultural heritage of the area.

However, the legislation allows a landfill to be authorized if the corrective measures taken indicate that there will not be a serious risk to the environment. The EU Landfill Directive, for instance, obligates operators of landfill sites to capture the gasses the landfill produces, and reuse or flare them.

When choosing a location, the first consideration is finding a location that reduces their visual impact. This requires placing them far enough from populated areas but with adequate accessibility, due to the traffic they generate. Not being near towns also reduces noise, unpleasant odors and dust.

The second consideration calls for finding an area with impervious materials (such as clay) to prevent waste from contaminating soil and ground and surface water. This layer of waterproof material becomes a natural geological barrier, but, according to the laws of countries such as Spain, it must have a thickness equal to or greater than 1 m. However, the preservation of soil and water cannot be based solely on this natural waterproofing. This means the waste must rest on a drainage layer, such as gravel, in order to carry out the gathering of leachates generated by the trash. This residual liquid, as well as with rainwater that enters the landfill basin, have been contaminated by the presence of the leachate, which means that, once collected, it must be treated. An artificial impervious liner that covers the entire landfill basin (not required for inert waste landfills) must be placed below the drainage layer. If the natural geological barrier does not meet the minimum requirements, an artificial geological barrier (impermeable) – at least 0.5 meters thick – should be added.

Prior to final disposal, compaction is required. This gains space by removing much of the water that waste contains (which has to be collected and processed), and also has the positive impact of decreasing the leachate generated in the landfill basin.

Uncontrolled landfills also face the peril of occasional ignition of accumulated waste. At controlled landfills, accumulation has to be orderly and, periodically, layers of material have to be put on top of the waste to reduce odor and deter birds, insects and rodents (which avoids possible sources of infection), minimize the dispersion of the waste by wind, and reduce the risk of forest fires and air pollution due to the fumes of burning garbage. In addition, the site must be fenced to keep out animals and restrict access to authorized personnel. However, these buried

wastes generate biogas, due to fermentation, which can cause explosions. To avoid explosions, the gases must be channeled to the surface of the basin by means of a network of stacks. Legislation states that this gas has to be harnessed to create energy, or it has to be burned. The solution depends largely on the size of the plant and the amount of waste treated, which will determine if the use of the gas is viable. In some cases, the only goal of the stacks is to allow these gases free exit to the atmosphere.

The landfilling dilemma

Although the negative impact of dumping landfills on the environment is well known and has led to the closing of some of them (Box 75), some countries such as USA are reluctant to follow the EU example of anaerobic digestion to replace the controlled landfills. Economically speaking, anaerobic digestion is very expensive and needs subsidies and constant waste supply to be efficient – yet the same arguments might be used against the construction of new incineration plants. Some others advance environmental concerns, such as the emission of GHGs, and fear that promotion of anaerobic digestion will divert attention from recycling. Nevertheless, several studies have shown that countries, such as Denmark and Germany, which are expanding their waste-to-energy capacity, also have the highest recycling rates, as only the material that cannot be recycled is burned. Also, as discussed above, landfills have enormous environmental footprints without the advantage of energy recovery.

New regulations and market-based instruments can drive changes

At governmental and policy-making levels, the main challenge is to adopt policies and implement legislation with a vision that food should never reach the landfilling level, as it constitutes a precious element which could help save natural resources and reduce the environmental impact of human activities. Public authorities have adopted different solutions, which mirror disparate visions on what means are most effective in driving a change. Hence, most governments have opted for market-based instruments (such as green taxes, landfill levies and high waste collection fees), as effective tools to reduce structural distortions and make waste management options reflect the real cost of natural resources (Box 76). Other governments have invested, or are considering investing, in a more radical choice, namely a ban on biodegradable waste to landfills (Box 77).

However, landfill bans can hardly be considered silver bullets, as they would require sound and well-settled alternative waste management infrastructures, as well as perfectly efficient waste collection services and source-separation for each kind of biodegradable waste. Unfortunately, these conditions are practically non-existent, even in the more organized countries, which means that more balanced and mixed options should be considered at least in the short-term, in order to avoid landfill bans that will merely lead to a switch to incinerators.

Jardim Gramacho, the world's largest open-air garbage dump, located in Rio de Janeiro, was closed in June 2012 after 34 years of operation. Described by Britain's Independent newspaper as a "seaside mountain of trash," Gramacho had long been an eyesore for environmentalists and experts, bearing evidence to bad urban planning and negligence. The dump was situated near the second-largest bay in Brazil, Guanabara Bay. Once clean and sparkling, over the years the bay had been severely polluted by massive leaks from the dump as it sagged underneath waste. Opened in 1978, the dump was established on unstable ground, an eco-sensitive marshland. For almost 20 years, there were practically no check-ups or supervision from the government. In addition, no floor lining had been included in the construction to prevent toxic waste leakage. As the organic waste rotted, it oozed juices that trickled into the waters of the bay which over the three decades, added up to tonnes. Today, Gramacho holds about 60 million tonnes of garbage. Of course, the site cannot just be erased or relocated, but an alternate plan has been developed to use energy created by decomposing waste. This consists of catching the carbon dioxide and methane emanating from the rubbish in more than 200 wells, then piping the gases to Seropedica, a facility of Petrobras which is a state-controlled energy company. This time, a three-layer seal has been installed to prevent the severe waste leaks which plagued the site in the past. Sensors are also used to determine whether any abnormality is taking place in the soil of the new site. The facility operators don't exclude the possibility of leaks, but say these will be caught, reprocessed and used as recycled water. About 20 percent of the area's carbon dioxide emissions are caused by rotting waste. Forecasts predict the new plan for Gramacho will reduce these by some 1 400 tonnes each year. Carbon credit and biogas sales are projected to net around \$232 million in 15 years. A percentage of that will contribute to payments to Gramacho's former workers and their job placement training.

Box 75: Reconversion of the Rio's Bay dumping site (Brazil)

Efforts should focus on making source separation of food (and other biodegradable) waste easier, viable and economically convenient both for businesses and households. This is a crucial step, considering that, without separating it at source, food waste will certainly end-up in incinerating plants and will not be suitable for recycling and composting. To this aim, local authorities should invest in efficient and frequent separate collection services and facilities, subsidize home composting and anaerobic digestion plants and, at the same time, gradually increase landfill tax rates for mixed biodegradable waste. In addition, the revenue granted by collection and landfill taxes may well be invested precisely in anaerobic digestion and composting projects.

Finally, it remains to be seen to what extent the recent inclusion of the waste sector (landfill operators) in the carbon market of the Emission Trading Scheme (examples can be found in the EU and New Zealand) will work as a deterrent, or encourage the private and public sectors to shift their investments on alternative waste-to-energy management options. The role of Clean Development Mechanism projects both in developing and developed countries should also be further explored.

The key is to avoid having policies and subsidies that promote solutions based in the lower tiers of the food wastage hierarchy. Priority should always be given to reduction options. If the landfill-versus- anaerobic digestion debate seems to favor anaerobic digestion in most cases, it is important to underline that anaerobic digestion subsidies and the zero-waste-to-landfill policies have a tendency to focus on food wastage management rather than reduction. This trend should be reversed.



In order to facilitate compliance with the EU Landfill Directive targets and provisions, the British government adopted the Waste and Emission Trading Act in 2003, which established a cap-and-trade scheme. It imposed obligations on local authorities for the limitation of the total amount of bio-municipal waste to be landfilled, somewhat mirroring the one created for CO₂ emissions under the Emission Trading Scheme (ETS). The scheme would allocate a certain number of allowances (each one corresponding to 1 tonne of bio-municipal waste) to each local authority. The allowances would gradually decrease year-on-year for the duration of the scheme, which is set to last through 2020. Like the ETS, also under the Landfill Allowance Trading Scheme (LATS), local authorities are allowed to trade their allowances, bank them for future use, or borrow up to 5 percent from their own future allowances. Since 2010, the price for each extra allowance has been set at US\$233.

Following the 2011 Government Waste Review, the British government announced that LATS would be withdrawn after the 2012/2013 scheme year in England, as it is no longer considered to have any significant effect on landfill diversion. LATS is a unique and very attractive model for governments committed to gradually decreasing the amount of biodegradable waste that ends-up in landfills. In fact, creating a waste market and establishing a waste price may well work as an effective deterrent, constituting a real financial burden for both businesses and local governments with undue costs for waste treatment. In other countries, however, many landfill allowances have looked at incinerators as the easiest way to meet LATS obligations, so that the fundamental issue of shifting investments on alternative and more sustainable waste management options remains open. In England as in the rest of the UK, the key deterrent for landfilling diversion is the landfill tax, which is increasing towards US\$124 per tonne in 2014/2015.

Box 76: The Landfill Allowance Trading Scheme and the Landfill Tax (UK)

The South Africa Waste Management Strategy 2011/2012 sets a number of ambitious goals that the national government is willing to meet in the short term, notably by 2016, including a 25 percent diversion of recyclables from landfills, with the ultimate aim of phasing out biodegradable waste landfilling. Among the laudable initiatives taken by the Department of Environmental Affairs, the project for the development of Draft Waste Classification and Management Regulations not only promotes composting as an effective means of diverting biodegradable (thus also food) waste from landfills, but importantly aims at eventually banning organic waste from landfills by setting criteria for a gradual restriction on waste disposal once alternative management solutions are established and largely available.

Box 77: The Draft Waste Classification and Management Regulations (South Africa)

Conclusion

This Toolkit has illustrated how and to what extent the huge amount of food lost and wasted throughout the value chain at global level is negatively impacting the global environment, natural resource availability and the climate. It has shown that the greatest environmental impact of food wastage occurs in the lower tiers of the food chain, which uses natural resources to produce food and also require further energy and resources to reuse, redistribute, process and recycle surplus food.

The Toolkit has explored grassroots initiatives, campaigns, policy actions and legislative measures that have already been adopted, but also analyses the potential of future actions to manage food wastage issues. These include efforts that promote the prevention, minimization, recycling and sustainable management of food wastage among all stakeholders, from farmers to consumers, and from businesses to policy-makers and legislators.

In developing countries, the main challenges are chiefly related to the reduction of food losses, due to poor (pre)harvesting practices and inappropriate post-harvest technologies (storage and transport) and trading practices. The solutions identified include building a sound cooperation between public and private sectors for investing in new infrastructures, as well as capacity-building projects on best harvest and post-harvest practices. Attention has been raised on the role of sanitary protocols that ensure proper food control and avoid losses due to the rejection of shipments on the basis of sanitary and phyto-sanitary measures set at international level; this would facilitate smallholders access to the global markets.

In developed countries, governments are exploring the potential impact of different policy options for the minimization of food waste. Due to unsustainable production and consumption habits, industrialized countries have had major responsibility for wasted food and its impact on natural resources. Here, most preventive actions focus on raising awareness of the issue and spurring consumers and businesses to invert the current trends, looking at environmentally and economically feasible solutions to food waste.

Some governments have recognized the prominence of the issue and have adopted policies accordingly, whereas individual private sector enterprises have taken a number of measures, mainly on a voluntary basis, in order to reduce their food wastage. Voluntary registration platforms have been established to collect data and monitor food wastage flows, while national and even supranational authorities have implemented legislation and committed to wastage prevention and recycling targets. If met sensibly, these targets would reduce the amount of food waste ending-up in landfills and, consequently, the GHG emissions they produce, while reducing their negative impact on natural resources and the environment.

Although all these initiatives are laudable and certainly constitute a starting point, the Toolkit hints to the inadequacy and insufficiency of most of the measures so far taken. Until now, very little legislation has been generated to address food waste specifically, and the numerous existent policies have mainly been adopted in the absence of statutory powers. Efforts have been mostly focused on incentivizing alternative and more sustainable waste management options, such as the avoidance of landfilling or incinerating. However, they have had only marginal benefits, compared with the enormous impact of avoiding the food wastage of food in the first place.

Indeed, sound food wastage prevention actions are crucial for reducing dependency on natural resources. The high complexity of the issue, together with the broad range of actors involved, requires a larger and more coordinated effort to drive a concrete change in effective prevention and reduction of food wastage. There is no single and perfect solution to the problem, which means that different policy options might work better through a holistic approach that calls for actions to be taken by all the stakeholders and at all levels of the food value chain. This approach would grant meaningful room for cooperation, exchange of information and best practices, and implementation of awareness campaigns and education on purchase planning and alternative use of surplus food.

Sound and comprehensive frameworks and prevention/reduction strategies might include:

- ✓ linking investments and public funding in the private sector to prevention targets, for instance by withdrawing allocated funds or imposing penalties on businesses that don't meet the targets;
- ✓ improving consumer information to avoid confusion on date labeling;
- ✓ removing normative barriers, such as stringent liability provisions for food donors and aesthetic quality requirements, that should be superseded by safety standards;
- ✓ implementing policies and guidelines and enforcing mechanisms to eradicate the use of unfair trading practices and guarantee more balanced business-to-business relationships;
- ✓ revising provisions on the use of animal by-products for feeding purposes.

Nevertheless, no matter what strategies are taken, some part of the food produced will eventually end-up being wasted, such as inedible parts of fruit and vegetables, or expired or contaminated products. At this stage, it is necessary to ensure that this waste is recycled or managed in the most sustainable way in order to reduce its impact on the environment and possibly gain some benefit in terms of energy recovered and GHG emissions avoided. To this aim, governments should encourage and support investments in anaerobic digestion and composting technologies, fund research programmes to assess the environmental impact of each food waste management option, and actively engage citizens in sound source separation (e.g.

through provision of subsidies or tax avoidance) so that food waste can be treated as a resource. From an international cooperation perspective, the potential of CDM projects should be further explored in order for developing countries to attain the needed tools and knowledge to address the issue of food waste management.

All the aforementioned measures, if appropriately implemented, can ultimately contribute to reducing food waste, phasing-out landfilling and incinerating practices and, in turn, lead to tremendous gains in terms of environmental, social and economic benefits at global level. However, these solutions alone will never be sufficient to resolve the food waste emergency in a long-term perspective. The critical need is to raise awareness of the damages and potential consequences of what is today's modus operandi with individual consumers, in order to encourage their committing to a lifestyle of less wastage. This commitment is a critical addition to the array of appropriate technical, political and economic-based instruments that are available, all of which will be needed in order for the planet to dig itself out from under the pile of waste that is threatening health, the environment and even the global economy.



References and Further Reading

Abu Dhabi Environment Agency, 2010. EAD's 'Think Before You Waste' Campaign Reaches Out to 49,405 People (available at <https://www.ead.ae/en/news/thin.beforyouwaste.aspx>).

Allen, C. 2012. Taiwan. Community Action Leads Government Towards Zero Waste, Global Alliance for Incinerator Alternatives (GAIA).

Artiuch, P. & Kornstein, S. 2012. Sustainable Approaches to Reducing Food Waste in India, Massachusetts Institute of Technology.

Beddington, J., Asaduzzaman, M., Clark, M., Fernandez, A., Guillou, M., Jahn, M., Erda, L., Mamo, T., Van Bo, N., Nobre, C.A., Scholes, R., Sharma, R. & Wakhungu, J. 2012. Achieving food security in the face of climate change. Final report from the Commission on Sustainable Agriculture and Climate Change. CGIAR Research Program on Climate Change, Agriculture and Food Security (CCAFS). Copenhagen, Denmark. (Available at www.ccafs.cgiar.org/commission)

Bellarby, J., Foereid, B., Hastings, A. and Smith, P. 2008. Cool Farming: Climate Impacts of Agriculture and Mitigation Potential, Greenpeace International, Amsterdam (available at http://www.greenpeace.at/uploads/media/Cool_Farming_Report_Final_web.pdf)

Blanquart, C., Goncalves, A., Kebir, L., Petit, C., Traversac & J.B. Vandenbossche L. 2010. The Logistic leverages of short food supply chains performance in terms of sustainability. In 12th World Conference on Transport Research – Lisboa (Portugal).

California Assembly Committee on Agriculture. Bill available at http://www.leginfo.ca.gov/pub/11-12/bill/asm/ab_2651-2700/ab_2681_cfa_20120417_102227_asm_comm.html

Carlsson-Kanyama, A. 1997. Weighted average source points and distances for consumption origin-tools for environmental impact analysis?, *Ecological Economics*, 23(1): 15-23.

Chua, K.H., Sahid, E.J.M. & Leong, Y.P. 2011. Sustainable Municipal Solid Waste Management and GHG Abatement in Malaysia. *Green & Energy Management* 4(2).

Cioloş, D. 2012. Local Farming and Short Supply Chains: Enhancing the Local Dimension of the Common Agricultural Policy, available at http://ec.europa.eu/commission_2010-2014/ciolos/headlines/news/2012/04/20120420_en.htm.

Dalgaard, R., Schmidt, J., Halberg, N., Christensen, P., Thrane, M., and Pengue, W. A. 2008. LCA of Soybean Meal, *Int. J. Life Cycle Anal.* 13, (3), pp. 240 – 254.

DEFRA & DECC, 2011. Anaerobic Digestion Strategy and Action Plan. A Commitment to Increasing Energy from Waste through Anaerobic Digestion, (available at https://www.gov.uk/government/uploads/system/uploads/attachment_data/file/69400/anaerobic-digestion-strat-action-plan.pdf)

DEFRA (a), 2011. Guidance on the Application of Date Labels to Food, available at https://www.gov.uk/government/uploads/system/uploads/attachment_data/file/69316/pb132629-food-date-labelling-110915.pdf.

DEFRA (b), 2011. Applying the Waste Hierarchy: Evidence Summary. (Available at <https://www.gov.uk/government/publications/applying-the-waste-hierarchy-evidence-summary>)

DEFRA, 2010. Enhancing Participation in Kitchen Waste Collections: International Review of overseas Experience, Waste & Resources Evidence Programme (WRO209).

DEFRA, 2011. Government Review of Waste Policy in England. (available at https://www.gov.uk/government/uploads/system/uploads/attachment_data/file/69401/pb13540-waste-policy-review110614.pdf)

Dohogne, J.J., Inventory of Good Practices Regarding (Bio-)Waste Minimization in Europe, Mini Waste, Available at http://www.miniwaste.eu/mediastore/fckEditor/file/Miniwaste_good_practices_inventory.pdf.

EU Commission (a), 2010. Communication on Future Steps in Bio-Waste Management in the European Union, COM(2010) 235.

EU Commission DG ENV, 2008. Guidelines on the Preparation of Food Waste Prevention Programmes, ENV.G.4/FRA/2008/0112.

EU Commission DG ENV, 2010. Preparatory Study on Food Waste Across EU 27. Final Report

EU Commission DG ENV, 2012. Waste Prevention – Handbook: Guidelines on Waste Prevention Programmes.

EU Commission, 2010. The Common Agricultural policy Towards 2020: Meeting the Food, Natural Resources and Territorial Challenges on the Future, COM(2010) 672.

EU Commission (a), 2011. Questions and Answers on Food Waste Minimisation and Food Packaging Optimisation, MEMO/11/598. (Available at http://europa.eu/rapid/press-release_MEMO-11-598_en.htm#PR_metaPressRelease_bottom).

EU Commission, 2011. Roadmap to a Resource Efficient Europe. Communication from the Commission to the European Parliament, the Council, the European Economic and Social Committee of the Regions, COM(2011) 571.

EU Commission, 2012. Waste Prevention Best Practices Factsheets, available at <http://ec.europa.eu/environment/waste/prevention/practices.htm> .

EU Commission. 2013. Green Paper on Unfair Trading Practices in the Business-to-Business Food and Non-Food Supply Chain in Europe, COM/2013/037 Final

EU Committee on Agriculture and Rural Development, 2010. Report on Fair Revenues for farmers: a Better Functioning Food Supply Chain in Europe, (2009/2237(INI)).

EU Parliament, 2012. Resolution on how to Avoid Food Wastage: Strategies for a More Efficient Food Chain in the EU, (2011/2175(INI))

EU Retail Forum for Sustainability, 2012. Waste Minimisation, Issue Paper 10.

European Environmental Press, 2009. Waste: should Landfill Be Banned? (Available at <http://eep.org/EEP2009/News/Custom-release/Waste--Should-landfill-be-banned--.aspx>)

FAO & WHO Food Standards Programme – Codex Alimentarius Commission, 2005. Capacity Building in Food Safety and Quality, Twenty-eighth Session, FAO HQ Rome, 4-9 July 2005.

FAO, 2005. Horticultural Marketing (Extension guide available at <http://www.fao.org/docrep/008/a0185e/a0185e00.htm#Contents>)

FAO, 2011. Global Food Losses and Waste. Extent, Causes and Prevention. (available at <http://www.fao.org/docrep/014/mbo60e/mbo60e00.pdf>)

FAO, 2012. The role of producer organizations in reducing food loss and waste. International Year of Cooperatives, Issue Brief Series (available at <http://www.fao.org/docrep/016/ap409e/ap409e.pdf>)

Fehr, M., Calçado, M.D.R. & Romão, D.C. 2002. The Basis of a Policy for Minimizing and Recycling Food Waste, Env Science & Policy 5, pp. 247-253

Finn, S.M., 2011. A Public-Private Initiative to Reduce Food Waste: A Framework for Local Communities, *Graduate Studies Journal of Organizational Dynamics*, 1(1) Art. 3.

France Nature Environnement, 2012. Gaspillage Alimentaire: Operation 'Coaching', available at <http://www.fne.asso.fr/fr/nos-dossiers/dechets/gaspillage-alimentaire.html>.

Government of the Gambia, 2012. Nationally Appropriate Mitigation Actions, available at http://unfccc.int/files/focus/application/pdf/nama_foc_prop_gambia.pdf.

Growth from Knowledge, 2009. Public Attitudes to Food Issues, available at <http://tna.europarchive.org/2011116080332/http://www.food.gov.uk/multimedia/pdfs/publicattitudestofood.pdf>.

Gunders, D. 2012. Wasted: How America is Losing Up to 40 Percent of its Food From Farm to Fork. Issue paper IP: 12-06-B. USA. Natural Resources Defense Council.

Hamid, A., Ahmad, A., Ibrahim, M.H. & Rahman N. 2012. Food Waste Management in Malaysia – Current Situation and Future Management Options, *Journal of Industrial Research & Technology* 2(1), pp. 36-39.
http://www.eclac.org/dmaah/noticias/discursos/3/14283/03_en.pdf

Institut Bruxellois Pour la Gestion de l'Environnement, (2008). Gaspillage Alimentaire – Les Yeux Plus Gros Que le Ventre, available at http://documentation.bruxellesenvironnement.be/documents/IF_Ecoles_prof_GA8-10_Gaspillage_alimentaire_FR.pdf.

Institute of Grocery Distribution, 2013. Supply Chain Waste Prevention Guide – From Factory In-Gate to Till. (available at <http://www.igd.com/our-expertise/Supply-chain/Sustainable-supply-chains/2661/Supply-Chain-Waste-Prevention-Guide-2012-from-factory-in-gate-to-till/Case-Studies/Supply-Chain-Waste-Prevention-Guide-Case-Studies/>).

International Rice Research Institute, (2012). Super Bags to Thwart Rice Wastage Now Available to Filipino Farmers, Annual Report, available at http://irri.org/index.php?option=com_k2&view=item&id=12247:super-bags-to-thwart-rice-wastage-now-available-to-filipino-farmers&lang=en).

Kader, A.A., 2005. Increasing Food Availability by Reducing Post-harvest Losses of Fresh Produce, Proc. 5th Int. Post-harvest Symp. Acta Hort. 682, ISHS

Kawashima, T. 2004. The Use of Food Waste as a Protein Source for Animal Feed - Current Status and Technological Development in Japan. In Protein Sources for the Animal Feed Industry, FAO. (available at <http://www.bvsde.paho.org/bvsacd/cd43/jfood.pdf>)

Kwang-yim, K. 2003. Volume-Based Waste Fee System in Korea, Korea Environmental Policy bulletin, update version of Issue 1, Vol. 1, 2003 (January 2006).

Lamb, G. & Fountain, L. 2010. An Investigation into Food Waste Management, Waste in Action.

Lundqvist, J., de Fraiture, C. & Molen, D. 2008. Saving Water: From Field to Fork – Curbing Losses and Wastage in the Food Chain, SIWI Policy Brief, SIWI: 4-36

Ministry of Agriculture, Nature and Food Quality of The Netherlands. 2010. Fact Sheet: Food Waste in The Netherlands.

Ministry of Environment – Republic of Korea. 2006. Volume-Based Waste Fee System in Korea, Korea Environmental Policy Bulletin (update version) 1(1)

Ministry of Natural Resources and Environment Malaysia. 2011. Second National Communication to the UNFCCC.

Mueller, C. 2007. Anaerobic Digestion of Biodegradable Solid Waste in Low- and Middle-Income Countries. Swiss Federal Institute of Aquatic Science (EAWAG), Department of Water and Sanitation in Developing Countries (SANDEC)

OECD, 2004. Green Tax Reforms in OECD Countries: an Overview, available at Papargyropoulou, E. 2010. For the Love of Food: Malaysian food Waste Issues, CIWM Journal, October Edition (30). Pretty, J.N., Ball, A.S., Lang T. & Morison J.I.L. 2005. Farm Costs and Food Miles: an Assessment of the Full Cost of the UK Weekly Food Basket. Food Policy 30(1): 1-19.

Prewaste, 2012. Feasibility Study on Reducing the Amount of Food Waste in Schools, Tampere Regional Solid Waste Management Ltd. (available at http://www.acrplus.org/upload/documents/webpage/Projects/Pre-waste/Tampere_waste-prevention-feasibility-study.pdf).

Rankins, J., Sathe, S.K. & Spicer, M.T. 2008. Solar drying of mangoes: preservation of an important source of vitamin A in French-speaking West Africa, J Am diet Assoc. 108(6): 986-90

Rolle, R.S. 2006. Improving Post-harvest Management and Marketing in the Asia-Pacific Region: Issues and Challenges. In Post-harvest Management of Fruit and Vegetables in the Asia-Pacific Region, pp. 23-32. APO, ISBN:92-833-7051-1

Sang-Arun, J., Heng, C.K., Pasomsouk, K. & Sharp, A. 2010. Promoting Sustainable Use of Waste Biomass in Cambodia, Lao People's Democratic Republic and Thailand: Combining Food Security, Bio-Energy and Climate Protection Benefits, Asia-Pacific network for Global Change Research, CBA2010-01CMY

Segrè, A., Falasconi, L., Morganti, E. 2010. Last Minute Market. Increasing the Economic, Social and Environmental Value of Unsold Products in the Food Chain. In Waldron, K., Moates, G. & Faulds, C., Total Food. Sustainability of the Agri-food Chain. RSC Cambridge.

SEPA. 2008. Svinn I livsmedelskedjan – möjligheter till minskade mängder. Swedish Environmental Protection Agency (SEPA), Bromma, Sweden, ISBN 978-91-620-5885-2

Shanker, D., 2012. Saving Surplus: Gleaned Foods Make it to the Grocery Shelf, available at <http://grist.org/sustainable-food/saving-surplus-gleaned-foods-make-it-to-the-grocery-shelf/>.

Spanu A. 2008. La Pratique des Circuits Courts par les Agriculteurs Favorise-telle l'Adoption de Pratiques Agricoles Plus Respectueuses de l'Environnement? Cas du Bassin de Consommation de Rennes, Ecole Nationale Supérieure d'Agronomie de Rennes, FRCIVAM Bretagne.

Spuhler, D., Anaerobic Digestion (Organic Waste), Sustainable Sanitation and Water Management, available at <http://www.sswm.info/category/implementation-tools/wastewater-treatment/hardware/solid-waste/anaerobic-digestion-organic->.

Stenmarck, A., Hanssen, O.J., Silvennoinen, K., Katajajuuri, J. & Werge, M. 2011. Initiatives on Prevention of Food Waste in the Retail and Wholesale Trades. (available at <http://www.norden.org/en/publications/publikationer/2011-548>)

Stuart, T. 2009. Waste: Uncovering the Global Food Scandal. London, Penguin Books.

Tilton, J., 2010. Removing Trays Reduce Waste, Mother Nature Network. Available at <http://www.mnn.com/local-reports/new-hampshire/local-blog/removing-trays-reduces-waste>.

UN General Assembly, 2012. Resolution 66/288 The Future We Want, Sixty-sixth Session, Agenda Item 19, A/RES/66/288

UNEP, 2011. Waste. Investing in Energy and Resource Efficiency, In The Green Economy Report, (available at http://www.unep.org/greeneconomy/Portals/88/documents/ger/ger_final_dec_2011/8.o-WAS-Waste.pdf)

UNEP, 2012. The Critical Role of Global Food Consumption Patterns in Achieving Sustainable Food Systems and Food for All, Discussion Paper available at http://www.unep.org/resourceefficiency/Portals/24147/scp/agri-food/pdf/Role_of_Global_Food_Consumption_Patterns_A_UNEP_Discussion_Paper.pdf

Unilever Food Solutions, Wise Up on Waste Toolkit. Available at <http://www.unileverfoodsolutions.co.uk/our-services/your-kitchen/wiseuponfoodwaste/tools> .

USAID/Zambia, 2005. Milk Collection Centers Alliance, (available at http://gda.usaid.gov/alliances/detail.asp?s=SVHTWWJYBVVBXBPDSHGDMHRBQYLYTQYNT&id=92&t=dairy_collection_).

Vodafone/Accenture, 2011. Connected Agriculture – The Role of Mobile in Driving Efficiency and Sustainability in the Food and Agriculture Value Chain. Available at http://www.vodafone.com/content/dam/vodafone/about/sustainability/2011/pdf/connected_agriculture.pdf

Waarts, Y., Eppink, M.M., Oosterkamp, E.B., Hiller, S., van der Sluis, A.A. & Timmermans, A.J.M. 2011. Reducing Food Waste: Obstacles Experienced in Legislation and Regulations. LEI Report, The Hague.

Wakeland, W., Cholette, S. & Venkat K. 2012. Food Transportation Issues and Reducing Carbon Footprint. In Green Technologies in Food Production and Processing, J.I. Boye and Y. Arcand (eds.), Food Engineering Series, pp. 211-236

Wallace, J. 2007. Easy on the Oil : Policy Options for a Smaller Waistline and a Lighter Footprint, Adelaide : South Australian Department of Premier and Cabinet.

Wilson, C.L., 2013. Establishment of a World Food Preservation Center, Agriculture & Food Security, 2(1)

WRAP. 2010. Waste Arising in the Supply of Food and Drink to U.K. Households. Available at <http://www.wrap.org.uk/content/wastearisings-supply-food-and-drink-uk-households>


WRI. 2012. Climate Analysis Indicators Tool, (available at <http://www.wri.org/project/cait>).


Annex

*Guidelines and pledges
favouring food wastage reduction*




Guidelines


<i>Name of initiative (year) - Institution</i> 	<i>Country</i>	<i>Description</i>
Supranational		
Appropriate Food Packaging Solutions for Developing Countries (2011) - FAO	International	Identifies packaging solutions and technologies in developing countries so as to contribute to the prevention and reduction of global food losses at production, post-harvest, distribution, processing and retail stages.
Global Food Losses and Food Waste (2011) - FAO	International	Identifies causes of food losses and food waste and provides waste prevention and reduction guidelines and good practice examples for different stakeholders.
Wise Up on Food Waste (2011) - Unilever Food Solutions & Sustainable Restaurants Association	International	Creation of a waste audit and a waste reduction toolkit, including tips to help caterers and chefs monitor their kitchen food waste, and consumers reduce their food waste at home. The toolkit includes information on how to conduct waste reviews/monitoring and staff training.
African Alliance for Improved Food Processing (2012) - US Agency for International Development & Multistakeholders	Eastern Africa countries	Offers technical support and capacity building projects to improve performance of food companies and help them access the international market by meeting quality and safety standards.
Stop Food Waste (2012) - European Commission	European Union	Tips to help food waste reduction at household level.


<i>Name of initiative (year) - Institution</i> 	<i>Country</i>	<i>Description</i>
Guidelines on the Preparation of Food Waste Prevention Programmes (2011) - European Commission	European Union	Guidelines for national policy-makers to best develop the required National Waste Prevention Programmes. Also useful for waste management organizations, food businesses, institutions and environment agencies. The sector-based approach adopted focuses on the key producers of food waste in each sector, proposing a number of best prevention techniques for each case.
Tips and Advice on How to Create an Efficient Waste Prevention Programme (2012) - The European Environmental Bureau	European Union	Lists legal obligations and opportunities already existing for waste prevention, giving advice on how to best plan a waste prevention programme, what indicators to use and what instruments to mix.

National

Don't Bite Off More Than You Can Chew (2008) - Brussels Institute for Environmental Management	Belgium	A guide for teachers and pupils between eight and ten years of age on food waste prevention, including measurement of food consumption, discussions on the consequences of food wastage and involvement of children in food waste reduction activities.
Guidelines for the Transfer of Food to Social Institutions (2011) - Ministry for Food, Agriculture and Consumer Protection	Germany	Provides guidelines and information about legal issues for companies, institutions and individuals willing to donate their surplus food for redistribution among people in need.
National Guidelines on Prevention and Minimization of Municipal Waste (2006) & Waste Prevention and Minimization Database (2004) - Ministry for the Environment / National Waste Observatory & Federambiente	Italy	An operational guide dedicated to administrators and managers of local public environmental services to help them design and initiate waste (including food) prevention policy and actions. Proposes successful prevention experiences and guidelines.


<i>Name of initiative (year) - Institution</i> 	<i>Country</i>	<i>Description</i>
Less Food Waste More Profit: a Guide to Minimising Food Waste in the Catering Sector (2010) - Environmental Protection Agency	Ireland	On Federambiente website, it is also possible to access a useful database on waste prevention and minimization containing good examples of regulatory/legislative measures, economic tools and voluntary agreements.
Revision of Questions & Answers Document for Labeling Processed Food (2011) - Consumer Affairs Agency	Japan	The Revision Document clarifies the definition of 'use-by' and 'best before' dates and the voluntary nature of the "one-third rule". It also promotes the listing of information for storage conditions and other best practices to facilitate consumers' understanding of food labels.
EUREST Services (2009) - EUREST Food Services	Sweden	All the company's units (mainly restaurants) have committed to reducing their food wastage (both in the kitchen and by guests), preparing and disseminating guidelines for staff and consumers on the negative impact of food waste and some tips on how to reduce and use leftovers. After a year, the amount of food waste decreased from 7.8 to 5.8 tonnes per day, calculated as a daily reduction of CO ₂ from 16.1 to 12 tonnes.
The Food Industry Sustainability Strategy (FISS) Champions' Group on Waste (2006) - DEFRA Public-Private Partnership	United Kingdom	Aims at improving the sustainability of the food industry's performance by encouraging the adoption of best practices. The Champions' group set a food and packaging waste reduction as to 3% a year over 5 years from a 2006 baseline. The FISS further provides best

<i>Name of initiative (year) - Institution</i> 	<i>Country</i>	<i>Description</i>
		practices guidelines and an assessment and constant review of waste efficiency Key Performance Indicators and waste production data.
Love Your Leftovers Campaign (2010) & Make Your Roast Go Further (2013) - Sainsbury's Supermarket	United Kingdom	Sainsbury's stores have launched an initiative to raise awareness among consumers on the issue of food waste and encourage them to make wise shopping planning and good use of the leftovers of their Sunday roast dinner, giving tips and proposing ideas for cooking delicious Monday lunchboxes.
Food Waste Collection Guidance (2009) - Waste & Resources Action Programme	United Kingdom	Guidance on food separate collection of food waste for recycling. Supports local authorities in opting for sustainable management options in order to divert food waste from landfill. Describes different options and systems for collecting food waste at source, and highlights potential planning and implementing issues.
Guidance on the Application of Date Labels to Food (2011) - Department for Environment, Food and Rural Affairs	United Kingdom	This revised version of the guidelines is meant to shed light on the meaning of each date label on foodstuff. It also provides examples of best practices for businesses for the choice of the most appropriate label.
Managing Food Waste in the National Health System (2005) - Department of Health	United Kingdom	Best practice guidance relating to the cost-effective management and reduction of food waste in healthcare facilities' catering services. Provides guidance on identifying food waste causes, reducing the volume of food supplied but not served in catering services and developing tools to monitor food waste flows.

<i>Name of initiative (year) - Institution</i> 	<i>Country</i>	<i>Description</i>
Supply Chain Waste Prevention Guide - From Factory In-Gate to Till (2013) - The Institute of Grocery Distribution	United Kingdom	Identifies the key areas on which businesses can work to decrease their production of waste, includes case studies and waste management options for each type of business and provides a waste prevention toolkit for manufacturers and sellers in order for the latter to improve the sustainability of their businesses and take initiative.
Wasted: How America is Losing Up to 40 Percent of its Food from Farm to Fork to Landfill (2012) - Natural Resources Defense Council	United States of America	Describes the nature and extent of food wastage from harvest to waste management levels and proposes ideas for increasing efficiency and reducing losses/waste throughout the value chain, with tips and suggestions for farmers, businesses, consumers and policy-makers.
Food Waste Prevention and Reduction Strategies - Environmental Protection Agency	United States of America	This web page provide guidelines for food wastage prevention and reduction at household level, as well as information on tax reduction and alternative food waste collection and management options for businesses.


Community-based


A Short Guide to Food Waste Management Best Practices (2012) - LeanPath Oregon	United States of America	Presents Ideas to reduce, reuse and recycle food waste, through monitoring of many sustainable initiatives in the food supply chain. It also proposes a waste-tracking system for food businesses to help monitor food waste production and reduction.
Supermarket Composting Handbook (2005) - Massachusetts Department of Environmental Protection - Bureau of Waste Prevention	United States of America	Step-by-step technical guidance for supermarkets to better develop composting programmes and select the most appropriate collection and recycling facilities.


<i>Name of initiative (year) - Institution</i> 	<i>Country</i>	<i>Description</i>
Food Safety Guidelines for On-Site Feeding Locations, Food Shelves and Food Banks (2003) - Minnesota Departments of Health and Agriculture	United States of America	Offers hints for food donors to protect themselves from liability claims, provides guidance for staff and volunteers on how to best ensure that donated food stays fresh and safe until consumed.


Public policies and legal commitments


<i>Name of initiative (year) - Institution</i> 	<i>Country</i>	<i>Description</i>
Supranational		
Zero Hunger Challenge (2012) - United Nations	International	FAO, IFAD, WFP, UNICEF and UNEP have supported the global commitment of the UN to achieve a zero rate of food waste in order to significantly contribute to the fight against hunger.
Regulation (EC) 1221/2008 (as amended by Reg 543/2011) on Marketing Standards for Fruit and Vegetables - European Commission	European Union	Introduces differentiated marketing standards (a specific and a general one) depending on the type of fruit/vegetable, and reduces the number of fruit and vegetables listed in the "specific" standard list.
EU Legislation on Animal By-Products - European Commission	European Union	EU law prohibits the use of animal-by products for feeding purposes (Regulations 99/2001 and 1069/2009). However, the new Regulation 56/2013 provides a partial derogation and authorizes the use of animal by-products from non-ruminant farmed animals for feeding farmed fish.

<i>Name of initiative (year) - Institution</i> 	<i>Country</i>	<i>Description</i>
Roadmap to a Resource Efficient Europe (2011) - European Commission	European Union	Sets a European target as to 50% food waste reduction, as well as 20% reduction in the food chain's resource inputs. Encourages Member States to preserve resource efficiency and involve the private sector in research and development projects.
The Bill Emerson Good Samaritan Food Donation Act (1996) & The Federal Food Donation Act (2008) - Federal Government	United States of America	Protects food donors from both civil and criminal liability for the food they give away, except in the case of gross negligence or intentional misconduct. The Food Donation Act also supports the work of charities and food banks.
The Swine Health Protection Act (1980) - Federal Government	United States of America	Regulates the use of food waste containing any meat products fed to swine and includes provisions meant to reduce the risk of foreign animal diseases and the spread of harmful pathogens.
National		
Framework Law for Mother Earth and Holistic Development to Live Well (2012) - National Government	Bolivia	Promotes a change in production and consumption patterns, and the preservation of natural resources through an improvement of agricultural and post-harvest practices, in order to achieve food security for the whole population.
Brazilian Kitchen Programme (2012) - FAO and Social Services	Brazil	A programme to help people prepare nutritious meals avoiding kitchen food waste. Chefs would offer people recipes made from leftovers and food scraps.

<i>Name of initiative (year) - Institution</i> 	<i>Country</i>	<i>Description</i>
Coaching Against Food Wastage (2012) - Ministry of Ecology and Sustainable Development & Multistakeholders	France	Helps families reduce their food wastage through a 2- month coaching programme. The best performing group managed to reduce its food wastage by 70% compared to the national average.
Rules Governing the Distribution of Foodstuff for Social Solidarity Purposes, Law 155/2003 - National Government	Italy	Provides the possibility for any food suppliers to donate leftovers and surplus to people in need. Exempts food donors from liability.
Waste management (Food Waste) Regulations 2009 + National Strategy on Biodegradable Waste + The European Union (Household Food Waste and Bio-Waste) Regulations 2013 - Ministry of the Environment	Ireland	The 2009 regulations impose obligations on food businesses to segregate food waste and make them available for separate collection or direct transfer. Establishes a general prohibition on the deposit of food waste in the residual waste collection service. Brown bin service for businesses is charged on a per kilogram basis. Under the recently approved regulations, waste collectors will be legally obliged to introduce separate collection services for household waste, while householders must keep food waste separate from other wastes and/or compost it, and are forbidden to dispose of food waste in black bins.
Law for Promotion to Recover and Utilize Recyclable Food Resources (Food Recycling Law) (2001) - Ministry of the Environment	Japan	Compulsory annual food waste records for businesses producing more than 100 tonnes/year of food waste. Establishes a Recycling Businesses Registration Scheme to facilitate recycling contracts by registering businesses that produce fertilizers and feed-stuff from recyclable food resources.

<i>Name of initiative (year) - Institution</i> 	<i>Country</i>	<i>Description</i>
Waste Minimization Master Plan & National Strategic Plan for Food Waste Management (2005) - Ministry of Housing and Local Government & National Solid Waste management Department	Malaysia	Mandatory source separation system, composting food waste, waste to energy facilities, 20% recycling, 100% separation at source, closure of all unsanitary dump sites by 2020. Mitigation Strategies for the reduction of GHG emissions from organic solid waste, proper treatment of food waste generated and effective recovery of landfill gases. The government is also working on food waste regulation, data collection, adoption of further targets and planning of centralized food waste treatment facilities.
National Strategic Plan for Municipal Solid Waste + Solid Waste Management and Public Cleansing Act (2007) - Ministry of Natural Resources and the Environment	Malaysia	Set targets as to 20% recycling and 100% source separation for organic waste by 2020. Promote investments for alternative food waste treatments. Commitment to impose compulsory household waste separation from 2013 and divert food waste from landfill.
The Crusade Against Hunger (2013) - National Government	Mexico	Adoption of a holistic system aiming at achieving food security through, inter alia, the minimization of post-harvest losses and the provision of capacity-building projects for farmers.
The Ecological Solid Waste Management Act (2000) - National Government	Philippines	Stresses on maximizing resource conservation, efficiency and recovery. Establishes mandatory solid waste diversion targets through reusing, recycling and composting. Provides incentives for businesses with outstanding reduction and composting projects.

<i>Name of initiative (year) - Institution</i> 	<i>Country</i>	<i>Description</i>
The Waste (Scotland) Regulations (2012) - Ministry of the Environment	Scotland	Establishes a general obligation for food businesses to source segregate food waste and other recyclable waste from 2014. The regulations outlaw the use of incineration to treat food waste, and bans biodegradable waste landfilling practices from 2021.
National Organic Waste Composting Strategy (2013) - National Government	South Africa	Backed by the previous Waste Act 2008 and National Waste Management Strategy 2011, it promotes composting as an effective option for diverting organic waste from landfill. It also contemplates the possibility of adopting certification standards for organic products.
The Draft Waste Classification and Management Regulations (2010) - Department of Environmental Affairs	South Africa	Promotes the use of composting and aims at eventually banning organic waste from landfills by setting criteria for the gradual restriction on waste disposal after having established alternative waste management solutions.
National Waste Management Plan (2012-2017) - Swedish Environmental Protection Agency	Sweden	Sets food waste reduction and recycling targets and incentivizes composting and waste-to-energy technologies. Calls for 20% food waste reduction by 2015 on a 2010 baseline, with 40% of food waste from households, restaurants, institutional catering and shops to be recycled through anaerobic digestion plants. The National Plan importantly identifies the improvement of resource efficiency in the food chain as one of the areas of priority.
The Food Recovery and Reuse Plan (2009) - Environmental Protection Agency	Taiwan	Includes the promotion of source separation and recycling of food waste, awareness raising campaigns, and incentives for composting facilities. Most of the recovered food waste is sold to pig farms, while the rest is composted.


<i>Name of initiative (year) - Institution</i> 	<i>Country</i>	<i>Description</i>
Nationally Appropriate Mitigation Action (NAMA) (2011) - Ministry of Forestry and the Environment	The Gambia	Reduce encroachment into forests and virgin lands through improving food storage facilities and promoting of the use of post-harvest technologies in order to i) improve food availability, ii) reduce food losses, iii) reduce clearing of virgin lands for cultivation of more food.
Policy Document on Sustainable Food - Towards Sustainable Production and Consumption of Food (2009) - Ministry of Agriculture, Nature and Food Quality	The Netherlands	Sets a target of 20% reduction of food wastage throughout the food chain by 2015. Stresses the importance of recycling food waste, turning it into animal feed, compost and energy. Commits to pressing European policy-makers to review legislation on the use of animal by-products.
The Grocery Code Adjudicator Bill (2012) - National Government	United Kingdom	Creates a new regulatory authority with the aim of ensuring that the Grocery Supply Code of Practice is fully respected, in order to avoid unfair trading practices between small farmers and multinational retailer businesses, thus reducing the amount of food unfairly rejected.

Community-based


Waste Wise & Public-Private Partnership (2006) - The City of Cape Town	South Africa	Proactively started towards achieving city-wide waste minimization by developing and running waste management facilities incorporating materials recovery facilities, public drop-off sites, composting initiatives and builders' rubble crushing facilities, in addition to waste minimization-enabling and awareness-raising projects such as Think Twice Campaign, IWEX and WasteWise. Public-private partnerships ensure that the waste minimization potential is enabled and optimized in each aspect of integrated waste management planning.
--	--------------	---

<i>Name of initiative (year) - Institution</i> 	<i>Country</i>	<i>Description</i>
The Mandatory Commercial Recycling Law & The Organics Recycling Package (2012/2013) - Government of California	United States of America	Establish obligations for businesses and householders to separately collect food waste, with the final aim of reducing GHG emissions from solid waste diversion as to 75% by 2020. Promote the development of composting and anaerobic digestion plants.

Business plans

<i>Name of initiative (year) - Institution</i> 	<i>Country</i>	<i>Description</i>
Food Industry		
Food and Drink Federation Five Fold Environmental Ambition (2010) - Food and Drink Federation	United Kingdom	Food and Drink Federation's members have committed to individual food waste reduction targets, as well as to monitoring their waste production and diverting it from landfill. The ultimate aim is to send zero food waste to landfill by 2015.
Zero Waste Initiatives in Brewery (2003) - Great Lakes Brewing Co.	United States of America	Recycles spent brewing grain for a number of purposes, such as animal feed, compost and growing mushrooms.
Retailers		
Buy Food Not Packaging (2011) - Granel	Spain	Sells a number of products (mainly foodstuff but also soaps) in bulk, giving customers the chance to buy only what they need (minimum amount is 5g).

<i>Name of initiative (year) - Institution</i> 	<i>Country</i>	<i>Description</i>
Positive Waste (20x20 Sustainability Plan - 2012) - Sainsbury's Supermarkets	United Kingdom	Sainsbury's stores adopted a zero waste to landfill policy and have already diverted 100% of their food waste by either donating surplus to food banks and charities or sending food waste to anaerobic digestion and composting plants.
The Courtauld Commitment (2005 Phase 1 and 2010 Phase 2) - Waste & Resources Action Programme + multistakeholder	United Kingdom	Signatory stakeholders (over 50 up to date) have committed to help reduce the amount of householders' food waste by 155 000 tonnes by 2010, from a 2008 baseline. Between 2005 and 2009, they reduced food waste by 670 000 tonnes, and have also committed to Phase 2 with many more partners willing to improve resource efficiency, reduce the environmental impact of the UK food retail sector, and reduce householders' food waste by 4% by 2012.
How We Do Business Report (2009) - Marks & Spencer Group	United Kingdom	Marks & Spencer supermarkets committed to a zero-waste-to-landfill policy and participate in the WRAP's Love Food Hate Waste Initiative. In 2009, they already achieved a decrease of their food waste by 20% compared to the previous year, through price discounts on short shelf life products. In 2008/2009 they sent over 1 000 tonnes of food waste to recycling facilities (mostly anaerobic digestion & composting plants) and recycled further 2 900 tonnes of animal by-products through treatment technologies.
Thornton's Budgens (2007) - Thornton's Budgens of Crouch End Supermarket	United Kingdom	Londoner retail shop has met the target of sending zero waste to landfill, and it now commits to ensuring all edible food entering the store is eaten. Food surplus is either donated to charities or composted on site.

<i>Name of initiative (year) - Institution</i> 	<i>Country</i>	<i>Description</i>
Walmart Zero Waste to Landfill Program (2011) - Walmart Stores	United States of America	This supermarket chain committed to reducing to waste generation to a minimum and to reusing/recycling the unavoidable waste. In 2011 Walmart donated 153 000 tonnes of food to local food banks and converted 544 tonnes of exhausted vegetable oil into biodiesel and supplement for cattle feed.
Food Services		
Menu Dose Certa (2008) - Inter-municipal Waste Management of Greater Porto + multistakeholders	Portugal	The project aims at reducing food waste generated by restaurants by 48.5 kg per customer per year.
The Modern Pantry Food Waste Reduction (2012) - The Modern Pantry Caf� and Deli	United Kingdom	Creation of a food waste audit and awareness raising among kitchen staff. They now have smaller portion sizes, doggy bags for customers, reuse food cuts for soups and pastries, and separately collect the unavoidable food waste for composting purposes.
Trayless Tuesdays (2010) - University of New Hampshire	United States of America	Cafeterias from many American schools and universities have removed trays from some of their dining halls and organize trayless days to help students realize that what they put in their trays is usually more than they can or want to eat.

www.fao.org/nr/sustainability

ISBN 978-92-5-107741-2



9 789251 077412

I3342E/1/06.13